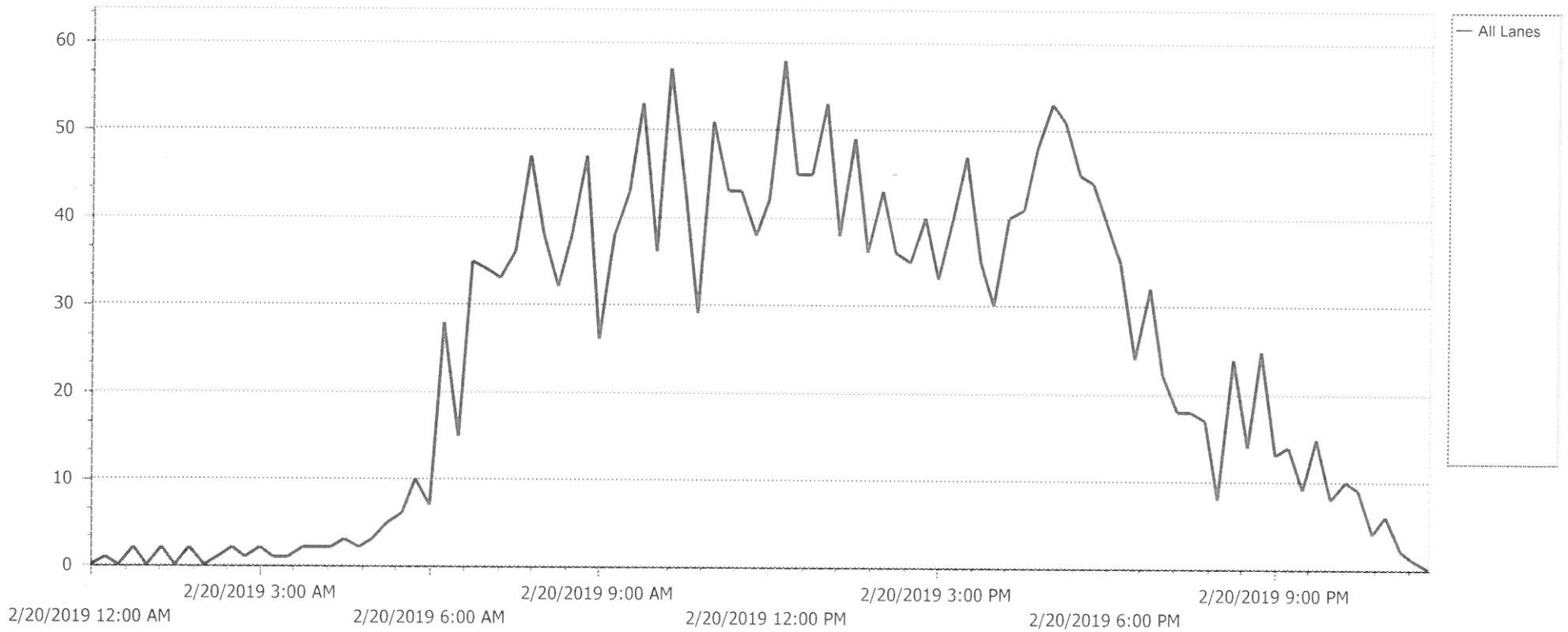




### Volume by Lane

Name: Royal Poinciana btw 41 & Burnt Store  
Description: Royal Poinciana btw 41 & Burnt Store  
Site: 00000000321 Station: 00000000321  
Latitude: 0.000000 N Longitude: 0.000000 E  
Started: 2/20/2019 12:00:00 AM Ended: 2/20/2019 11:59:59 PM



**Wednesday, February 20, 2019**

Interval	All Lanes
00:00	0
00:15	1
00:30	0
00:45	2
01:00	0
01:15	2
01:30	0
01:45	2
02:00	0
02:15	1
02:30	2
02:45	1
03:00	2
03:15	1
03:30	1
03:45	2
04:00	2
04:15	2
04:30	3
04:45	2
05:00	3
05:15	5
05:30	6
05:45	10
06:00	7
06:15	28
06:30	15
06:45	35
07:00	34
07:15	33
07:30	36
07:45	47
08:00	38
08:15	32
08:30	38
08:45	47
09:00	26
09:15	38

**PEEK**

**Wednesday, February 20, 2019**

Interval	All Lanes
09:30	43
09:45	53
10:00	36
10:15	57
10:30	43
10:45	29
11:00	51
11:15	43
11:30	43
11:45	38
12:00	42
12:15	58
12:30	45
12:45	45
13:00	53
13:15	38
13:30	49
13:45	36
14:00	43
14:15	36
14:30	35
14:45	40
15:00	33
15:15	40
15:30	47
15:45	35
16:00	30
16:15	40
16:30	41
16:45	48
17:00	53
17:15	51
17:30	45
17:45	44
18:00	39
18:15	35
18:30	24
18:45	32

**PEEK**

**Wednesday, February 20, 2019**

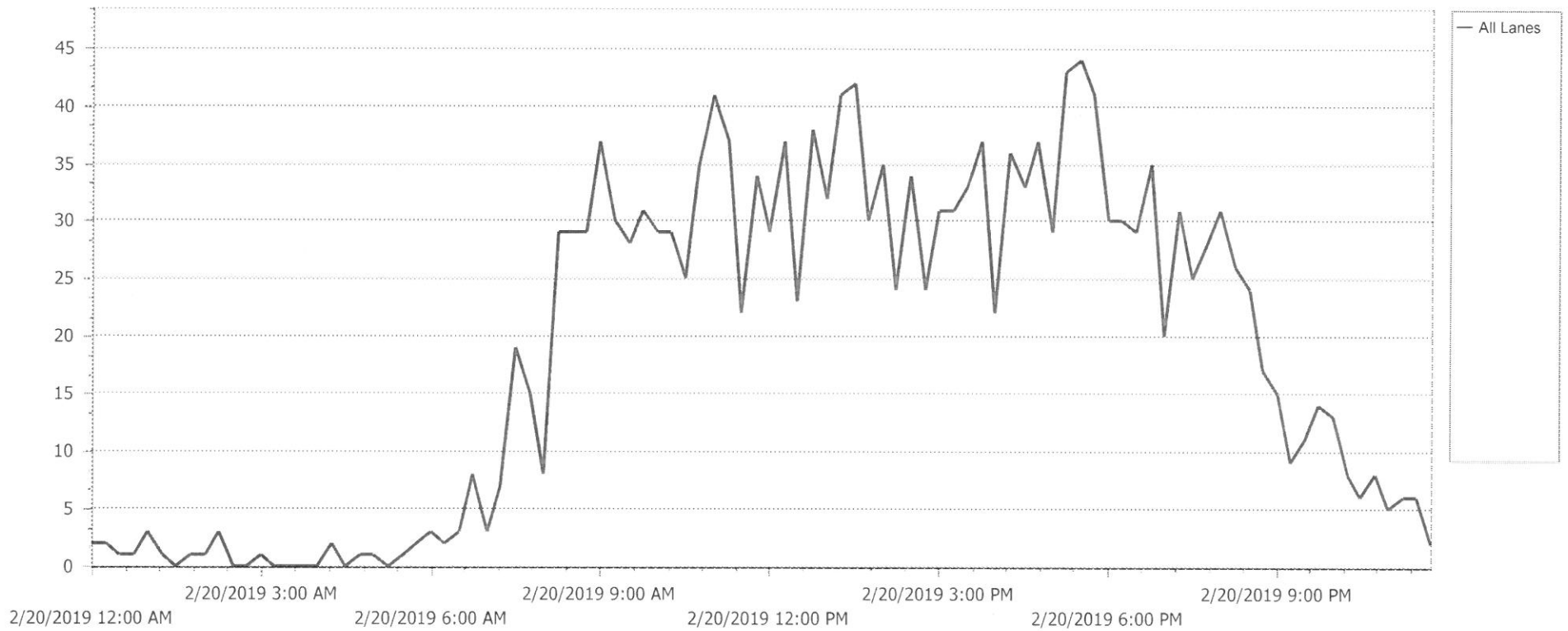
Interval	All Lanes
19:00	22
19:15	18
19:30	18
19:45	17
20:00	8
20:15	24
20:30	14
20:45	25
21:00	13
21:15	14
21:30	9
21:45	15
22:00	8
22:15	10
22:30	9
22:45	4
23:00	6
23:15	2
23:30	1
23:45	0
<b>Daily Total</b>	<b>2334</b>
<b>AM Peak</b>	<b>189 (starting at 09:30:00)</b>
<b>PM Peak</b>	<b>201 (starting at 12:15:00)</b>
<b>Average Interval</b>	<b>24</b>
<b>Maximum in one Interval</b>	<b>58</b>
<b>Grand Total</b>	<b>2334</b>

**PEEK**



### Volume by Lane

Name: Burnt Store btw Acline & Royal Poinciana  
Description: Burnt Store btw Acline & Royal Poinciana  
Site: 000000000307 Station: 000000000307  
Latitude: 0.000000 N Longitude: 0.000000 E  
Started: 2/20/2019 12:00:00 AM Ended: 2/20/2019 11:59:59 PM



**Wednesday, February 20, 2019**

Interval	All Lanes
00:00	2
00:15	2
00:30	1
00:45	1
01:00	3
01:15	1
01:30	0
01:45	1
02:00	1
02:15	3
02:30	0
02:45	0
03:00	1
03:15	0
03:30	0
03:45	0
04:00	0
04:15	2
04:30	0
04:45	1
05:00	1
05:15	0
05:30	1
05:45	2
06:00	3
06:15	2
06:30	3
06:45	8
07:00	3
07:15	7
07:30	19
07:45	15
08:00	8
08:15	29
08:30	29
08:45	29
09:00	37
09:15	30

**PEEK**

**Wednesday, February 20, 2019**

Interval	All Lanes
09:30	28
09:45	31
10:00	29
10:15	29
10:30	25
10:45	35
11:00	41
11:15	37
11:30	22
11:45	34
12:00	29
12:15	37
12:30	23
12:45	38
13:00	32
13:15	41
13:30	42
13:45	30
14:00	35
14:15	24
14:30	34
14:45	24
15:00	31
15:15	31
15:30	33
15:45	37
16:00	22
16:15	36
16:30	33
16:45	37
17:00	29
17:15	43
17:30	44
17:45	41
18:00	30
18:15	30
18:30	29
18:45	35

**PEEK**

**Wednesday, February 20, 2019**

Interval	All Lanes
19:00	20
19:15	31
19:30	25
19:45	28
20:00	31
20:15	26
20:30	24
20:45	17
21:00	15
21:15	9
21:30	11
21:45	14
22:00	13
22:15	8
22:30	6
22:45	8
23:00	5
23:15	6
23:30	6
23:45	2
<b>Daily Total</b>	<b>1791</b>
<b>AM Peak</b>	<b>138 (starting at 10:30:00)</b>
<b>PM Peak</b>	<b>158 (starting at 17:15:00)</b>
<b>Average Interval</b>	<b>19</b>
<b>Maximum in one Interval</b>	<b>44</b>
<b>Grand Total</b>	<b>1791</b>

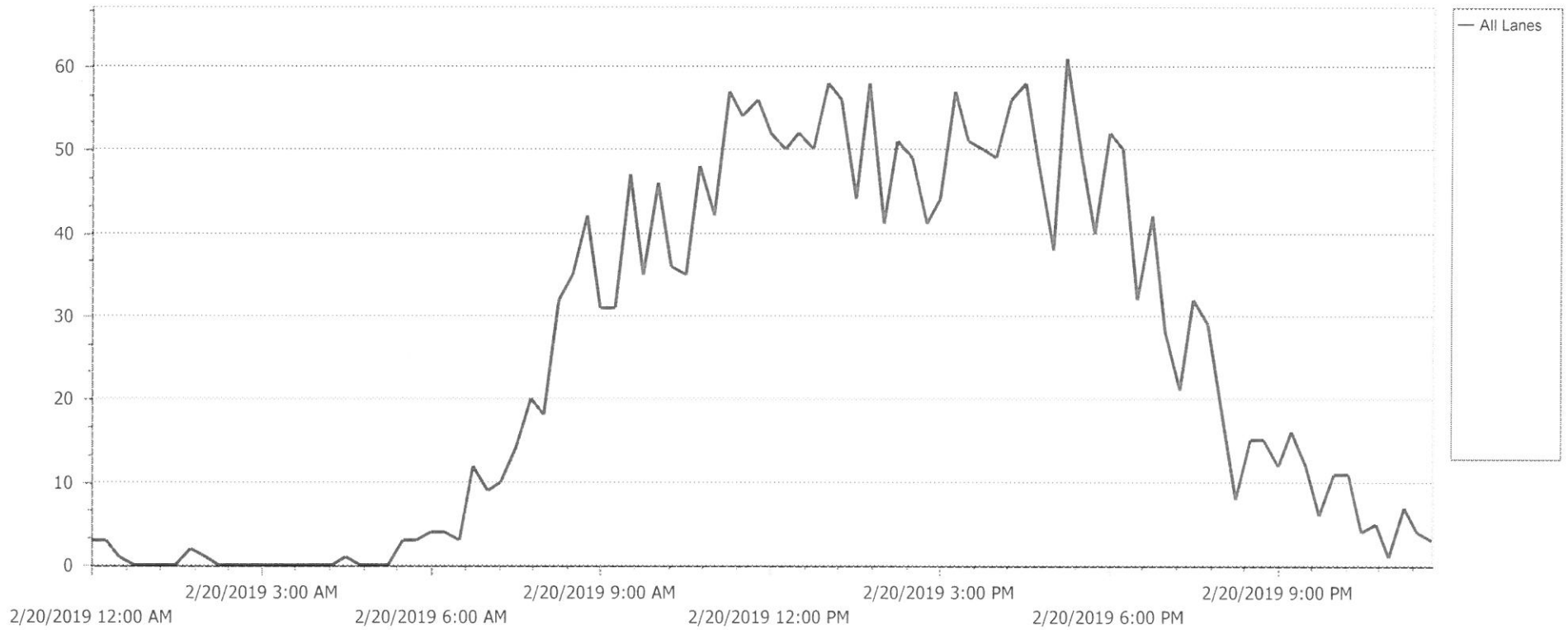
**PEEK**





### Volume by Lane

Name:	Madrid btw 41 & Monaco	Station:	000000000316
Description:	Madrid btw 41 & Monaco	Longitude:	0.000000 E
Site:	000000000316	Ended:	2/20/2019 11:59:59 PM
Latitude:	0.000000 N		
Started:	2/20/2019 12:00:00 AM		



Wednesday, February 20, 2019

Interval	All Lanes
00:00	3
00:15	3
00:30	1
00:45	0
01:00	0
01:15	0
01:30	0
01:45	2
02:00	1
02:15	0
02:30	0
02:45	0
03:00	0
03:15	0
03:30	0
03:45	0
04:00	0
04:15	0
04:30	1
04:45	0
05:00	0
05:15	0
05:30	3
05:45	3
06:00	4
06:15	4
06:30	3
06:45	12
07:00	9
07:15	10
07:30	14
07:45	20
08:00	18
08:15	32
08:30	35
08:45	42
09:00	31
09:15	31

Wednesday, February 20, 2019

Interval	All Lanes
09:30	47
09:45	35
10:00	46
10:15	36
10:30	35
10:45	48
11:00	42
11:15	57
11:30	54
11:45	56
12:00	52
12:15	50
12:30	52
12:45	50
13:00	58
13:15	56
13:30	44
13:45	58
14:00	41
14:15	51
14:30	49
14:45	41
15:00	44
15:15	57
15:30	51
15:45	50
16:00	49
16:15	56
16:30	58
16:45	48
17:00	38
17:15	61
17:30	49
17:45	40
18:00	52
18:15	50
18:30	32
18:45	42

Wednesday, February 20, 2019

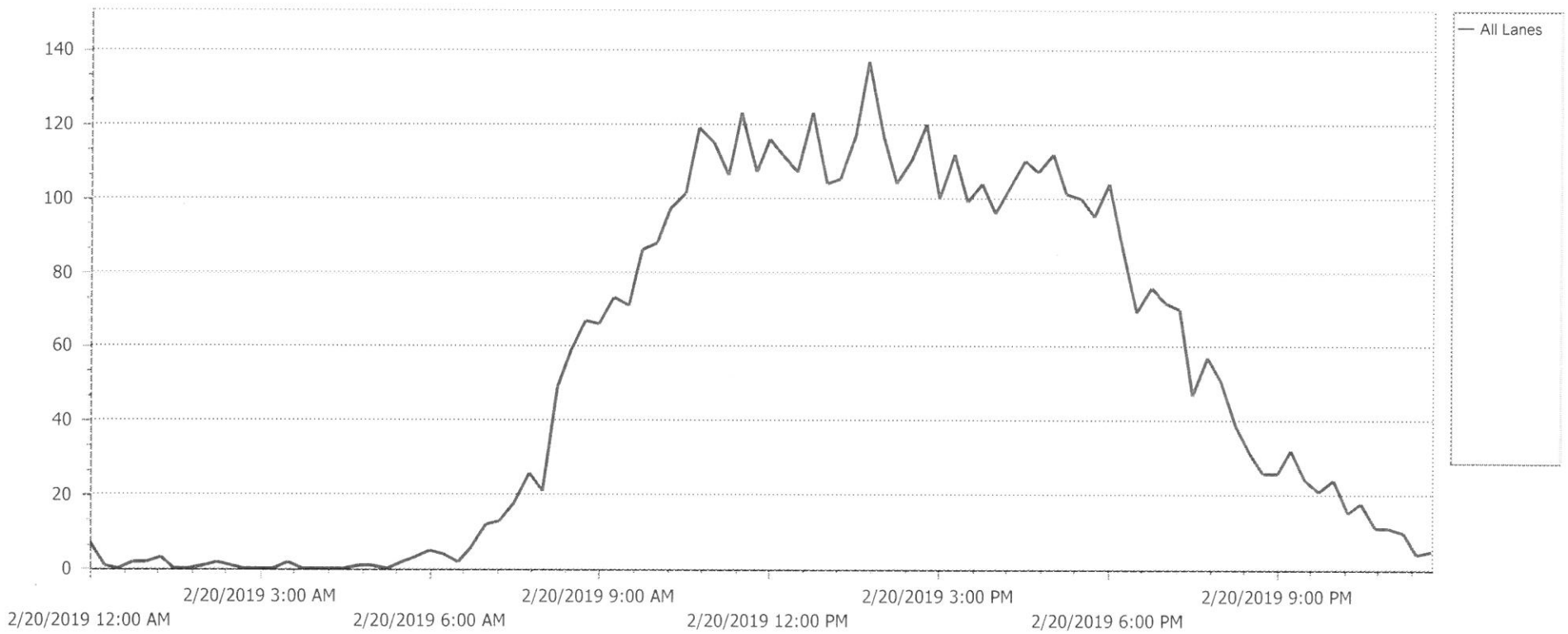
Interval	All Lanes
19:00	28
19:15	21
19:30	32
19:45	29
20:00	19
20:15	8
20:30	15
20:45	15
21:00	12
21:15	16
21:30	12
21:45	6
22:00	11
22:15	11
22:30	4
22:45	5
23:00	1
23:15	7
23:30	4
23:45	3
<b>Daily Total</b>	<b>2376</b>
<b>AM Peak</b>	<b>209 (starting at 11:00:00)</b>
<b>PM Peak</b>	<b>216 (starting at 12:30:00)</b>
<b>Average Interval</b>	<b>25</b>
<b>Maximum in one Interval</b>	<b>61</b>
<b>Grand Total</b>	<b>2376</b>





### Volume by Lane

Name:	Monaco btw 41 & Madrid		
Description:	Monaco btw 41 & Madrid		
Site:	000000000318	Station:	000000000318
Latitude:	0.000000 N	Longitude:	0.000000 E
Started:	2/20/2019 12:00:00 AM	Ended:	2/20/2019 11:59:59 PM



Wednesday, February 20, 2019

Interval	All Lanes
00:00	7
00:15	1
00:30	0
00:45	2
01:00	2
01:15	3
01:30	0
01:45	0
02:00	1
02:15	2
02:30	1
02:45	0
03:00	0
03:15	0
03:30	2
03:45	0
04:00	0
04:15	0
04:30	0
04:45	1
05:00	1
05:15	0
05:30	2
05:45	3
06:00	5
06:15	4
06:30	2
06:45	6
07:00	12
07:15	13
07:30	18
07:45	26
08:00	21
08:15	49
08:30	59
08:45	67
09:00	66
09:15	73

PEEK

Wednesday, February 20, 2019

Interval	All Lanes
09:30	71
09:45	86
10:00	88
10:15	97
10:30	101
10:45	119
11:00	115
11:15	106
11:30	123
11:45	107
12:00	116
12:15	111
12:30	107
12:45	123
13:00	104
13:15	105
13:30	117
13:45	137
14:00	117
14:15	104
14:30	110
14:45	120
15:00	100
15:15	112
15:30	99
15:45	104
16:00	96
16:15	103
16:30	110
16:45	107
17:00	112
17:15	101
17:30	100
17:45	95
18:00	104
18:15	87
18:30	69
18:45	76

PEEK

Wednesday, February 20, 2019

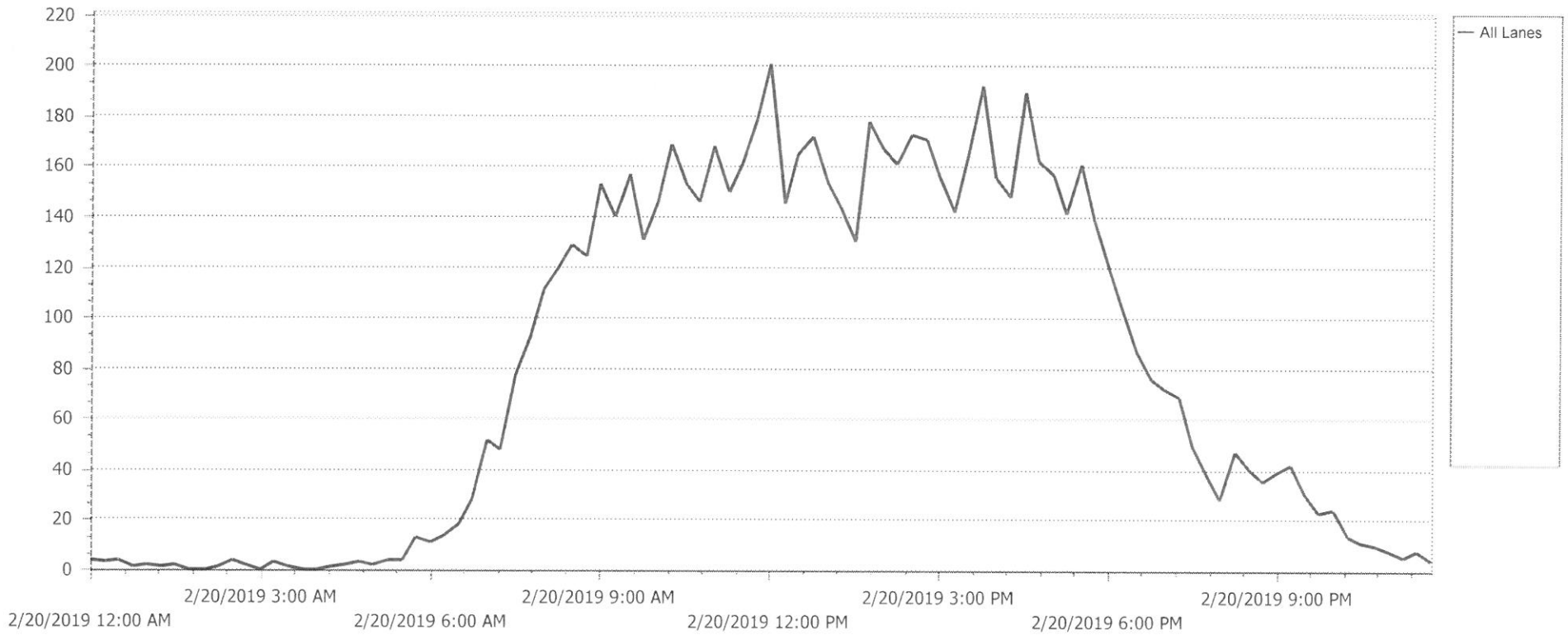
Interval	All Lanes
19:00	72
19:15	70
19:30	47
19:45	57
20:00	51
20:15	39
20:30	31
20:45	26
21:00	26
21:15	32
21:30	24
21:45	21
22:00	24
22:15	15
22:30	18
22:45	11
23:00	11
23:15	10
23:30	4
23:45	5
<b>Daily Total</b>	<b>5002</b>
<b>AM Peak</b>	<b>463 (starting at 10:45:00)</b>
<b>PM Peak</b>	<b>476 (starting at 13:15:00)</b>
<b>Average Interval</b>	<b>52</b>
<b>Maximum in one Interval</b>	<b>137</b>
<b>Grand Total</b>	<b>5002</b>

PEEK



### Volume by Lane

Name: Shreve btw Henry & Magdalina  
Description: Shreve btw Henry & Magdalina  
Site: 000000000325 Station: 000000000325  
Latitude: 0.000000 N Longitude: 0.000000 E  
Started: 2/20/2019 12:00:00 AM Ended: 2/20/2019 11:59:59 PM



Wednesday, February 20, 2019

Interval	All Lanes
09:30	4
09:45	3
10:00	4
10:15	1
10:30	2
10:45	1
11:00	2
11:15	0
11:30	0
11:45	1
12:00	4
12:15	2
12:30	0
12:45	3
13:00	1
13:15	0
13:30	0
13:45	1
14:00	2
14:15	3
14:30	2
14:45	4
15:00	4
15:15	13
15:30	11
15:45	14
16:00	18
16:15	28
16:30	52
16:45	48
17:00	77
17:15	92
17:30	111
17:45	120
18:00	129
18:15	124
18:30	153
18:45	140

Wednesday, February 20, 2019

Interval	All Lanes
09:30	157
09:45	131
10:00	146
10:15	169
10:30	153
10:45	146
11:00	168
11:15	150
11:30	161
11:45	179
12:00	201
12:15	145
12:30	165
12:45	172
13:00	154
13:15	144
13:30	130
13:45	178
14:00	167
14:15	161
14:30	173
14:45	171
15:00	156
15:15	142
15:30	164
15:45	192
16:00	156
16:15	148
16:30	190
16:45	162
17:00	157
17:15	141
17:30	161
17:45	139
18:00	120
18:15	104
18:30	87
18:45	76

Wednesday, February 20, 2019

Interval	All Lanes
19:00	72
19:15	69
19:30	50
19:45	38
20:00	28
20:15	47
20:30	40
20:45	35
21:00	39
21:15	42
21:30	30
21:45	23
22:00	24
22:15	14
22:30	11
22:45	10
23:00	8
23:15	5
23:30	8
23:45	4
<b>Daily Total</b>	<b>7587</b>
<b>AM Peak</b>	<b>658 (starting at 11:00:00)</b>
<b>PM Peak</b>	<b>686 (starting at 15:45:00)</b>
<b>Average Interval</b>	<b>79</b>
<b>Maximum in one Interval</b>	<b>201</b>
<b>Grand Total</b>	<b>7587</b>

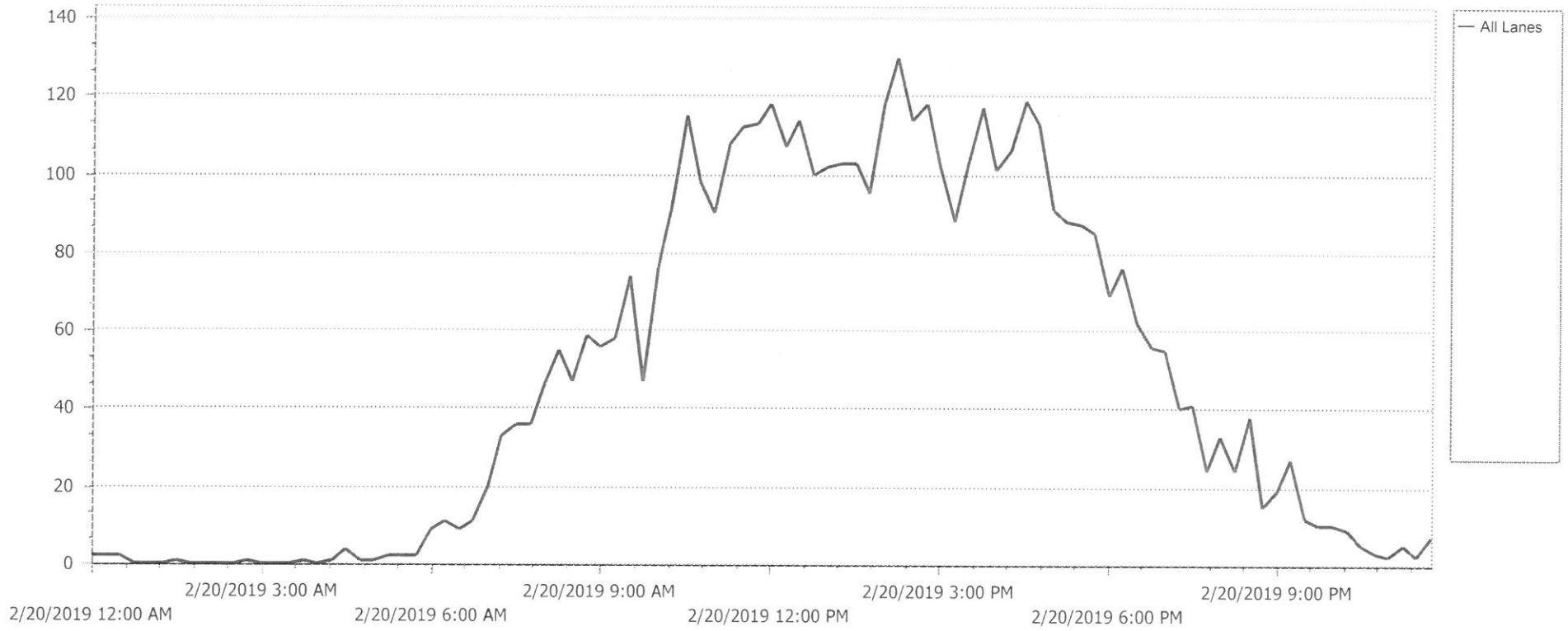




### Volume by Lane

Name: Henry btw Shreve & 41  
Description: Henry btw Shreve & 41  
Site: 000000000315  
Latitude: 0.000000 N  
Started: 2/20/2019 12:00:00 AM

Station: 000000000315  
Longitude: 0.000000 E  
Ended: 2/20/2019 11:59:59 PM



Wednesday, February 20, 2019

Interval	All Lanes
00:00	2
00:15	2
00:30	2
00:45	0
01:00	0
01:15	0
01:30	1
01:45	0
02:00	0
02:15	0
02:30	0
02:45	1
03:00	0
03:15	0
03:30	0
03:45	1
04:00	0
04:15	1
04:30	4
04:45	1
05:00	1
05:15	2
05:30	2
05:45	2
06:00	9
06:15	11
06:30	9
06:45	11
07:00	20
07:15	33
07:30	36
07:45	36
08:00	46
08:15	55
08:30	47
08:45	59
09:00	56
09:15	58



Wednesday, February 20, 2019

Interval	All Lanes
09:30	74
09:45	47
10:00	76
10:15	92
10:30	115
10:45	98
11:00	90
11:15	108
11:30	112
11:45	113
12:00	118
12:15	107
12:30	114
12:45	100
13:00	102
13:15	103
13:30	103
13:45	95
14:00	118
14:15	130
14:30	114
14:45	118
15:00	102
15:15	88
15:30	103
15:45	117
16:00	101
16:15	106
16:30	119
16:45	113
17:00	91
17:15	88
17:30	87
17:45	85
18:00	69
18:15	76
18:30	62
18:45	56



Wednesday, February 20, 2019

Interval	All Lanes
19:00	55
19:15	40
19:30	41
19:45	24
20:00	33
20:15	24
20:30	38
20:45	15
21:00	19
21:15	27
21:30	12
21:45	10
22:00	10
22:15	9
22:30	5
22:45	3
23:00	2
23:15	5
23:30	2
23:45	7
<b>Daily Total</b>	<b>4599</b>
<b>AM Peak</b>	<b>423 (starting at 11:00:00)</b>
<b>PM Peak</b>	<b>480 (starting at 14:00:00)</b>
<b>Average Interval</b>	<b>48</b>
<b>Maximum in one Interval</b>	<b>130</b>
<b>Grand Total</b>	<b>4599</b>

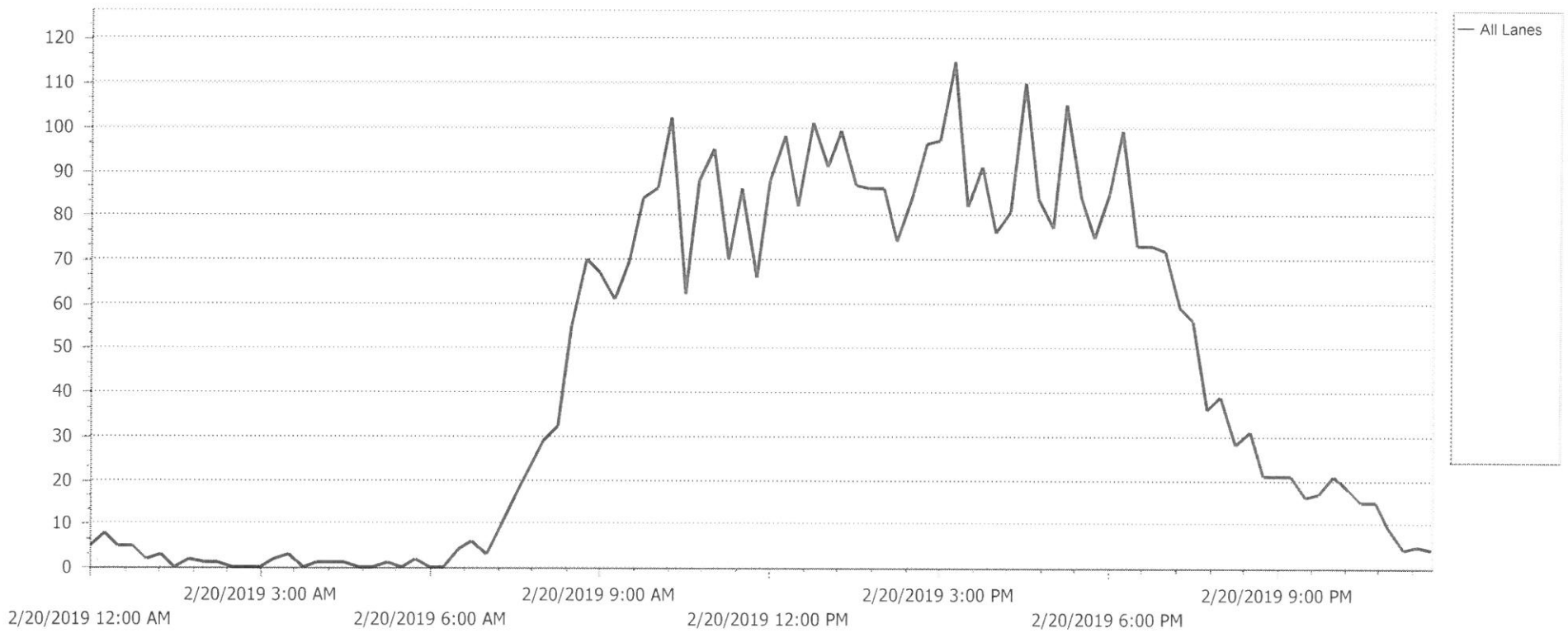






### Volume by Lane

Name:	Shreve btw Olympia & Henry		
Description:	Shreve btw Olympia & Henry		
Site:	000000000324	Station:	000000000324
Latitude:	0.000000 N	Longitude:	0.000000 E
Started:	2/20/2019 12:00:00 AM	Ended:	2/20/2019 11:59:59 PM



Wednesday, February 20, 2019

Interval	All Lanes
00:00	5
00:15	8
00:30	5
00:45	5
01:00	2
01:15	3
01:30	0
01:45	2
02:00	1
02:15	1
02:30	0
02:45	0
03:00	0
03:15	2
03:30	3
03:45	0
04:00	1
04:15	1
04:30	1
04:45	0
05:00	0
05:15	1
05:30	0
05:45	2
06:00	0
06:15	0
06:30	4
06:45	6
07:00	3
07:15	9
07:30	16
07:45	23
08:00	29
08:15	32
08:30	55
08:45	70
09:00	67
09:15	61

PEEK

Wednesday, February 20, 2019

Interval	All Lanes
09:30	70
09:45	84
10:00	86
10:15	102
10:30	62
10:45	88
11:00	95
11:15	70
11:30	86
11:45	66
12:00	88
12:15	98
12:30	82
12:45	101
13:00	91
13:15	99
13:30	87
13:45	86
14:00	86
14:15	74
14:30	84
14:45	96
15:00	97
15:15	115
15:30	82
15:45	91
16:00	76
16:15	81
16:30	110
16:45	84
17:00	77
17:15	105
17:30	84
17:45	75
18:00	85
18:15	99
18:30	73
18:45	73

PEEK

Wednesday, February 20, 2019

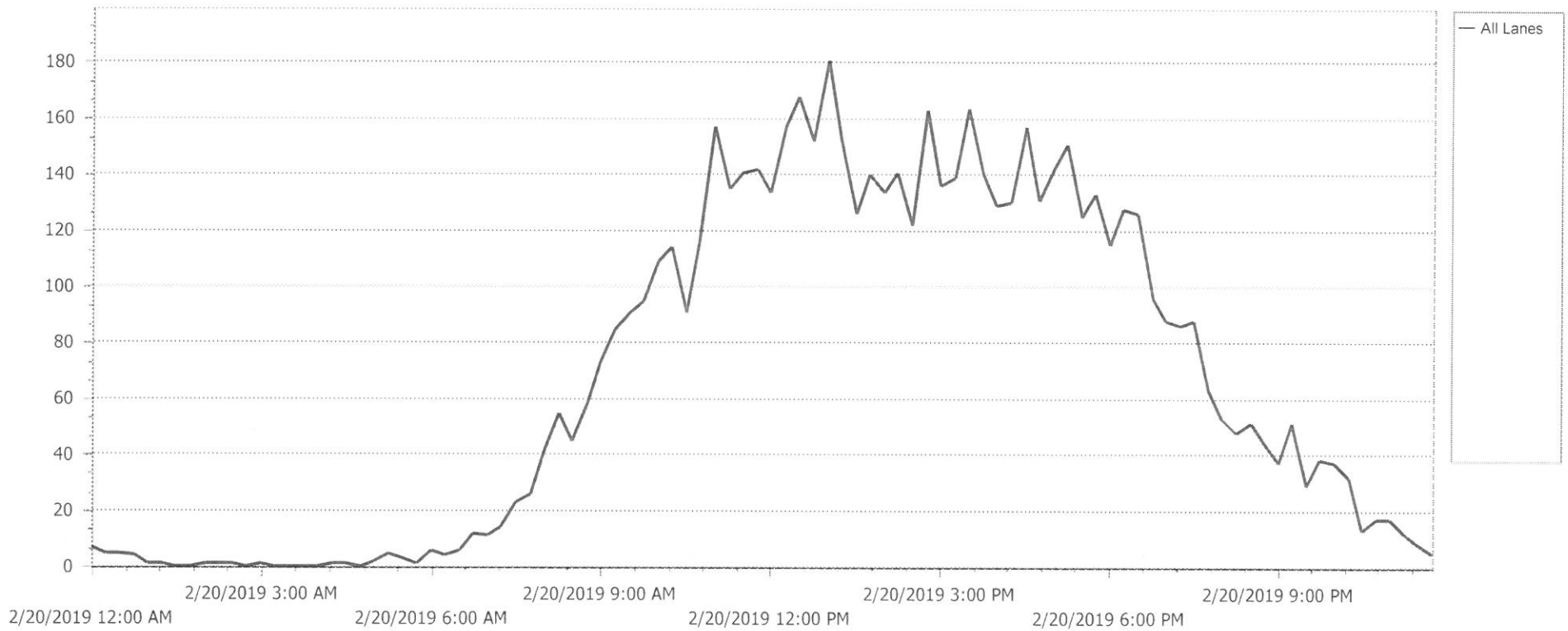
Interval	All Lanes
19:00	72
19:15	59
19:30	56
19:45	36
20:00	39
20:15	28
20:30	31
20:45	21
21:00	21
21:15	21
21:30	16
21:45	17
22:00	21
22:15	18
22:30	15
22:45	15
23:00	9
23:15	4
23:30	5
23:45	4
<b>Daily Total</b>	<b>4214</b>
<b>AM Peak</b>	<b>347 (starting at 10:15:00)</b>
<b>PM Peak</b>	<b>392 (starting at 14:30:00)</b>
<b>Average Interval</b>	<b>44</b>
<b>Maximum in one Interval</b>	<b>115</b>
<b>Grand Total</b>	<b>4214</b>

PEEK



### Volume by Lane

Name: Henry btw Olympia & Shreve  
Description: Henry btw Olympia & Shreve  
Site: 000000000314      Station: 000000000314  
Latitude: 0.000000 N      Longitude: 0.000000 E  
Started: 2/20/2019 12:00:00 AM      Ended: 2/20/2019 11:59:59 PM



Wednesday, February 20, 2019

Interval	All Lanes
00:00	7
00:15	5
00:30	5
00:45	4
01:00	1
01:15	1
01:30	0
01:45	0
02:00	1
02:15	1
02:30	1
02:45	0
03:00	1
03:15	0
03:30	0
03:45	0
04:00	0
04:15	1
04:30	1
04:45	0
05:00	2
05:15	5
05:30	3
05:45	1
06:00	6
06:15	4
06:30	6
06:45	12
07:00	11
07:15	14
07:30	23
07:45	26
08:00	41
08:15	55
08:30	45
08:45	58
09:00	73
09:15	85



Wednesday, February 20, 2019

Interval	All Lanes
09:30	91
09:45	95
10:00	109
10:15	114
10:30	91
10:45	117
11:00	157
11:15	135
11:30	141
11:45	142
12:00	134
12:15	157
12:30	168
12:45	152
13:00	181
13:15	152
13:30	126
13:45	140
14:00	134
14:15	141
14:30	122
14:45	163
15:00	136
15:15	139
15:30	164
15:45	140
16:00	129
16:15	130
16:30	157
16:45	131
17:00	142
17:15	151
17:30	125
17:45	133
18:00	115
18:15	128
18:30	126
18:45	96



Wednesday, February 20, 2019

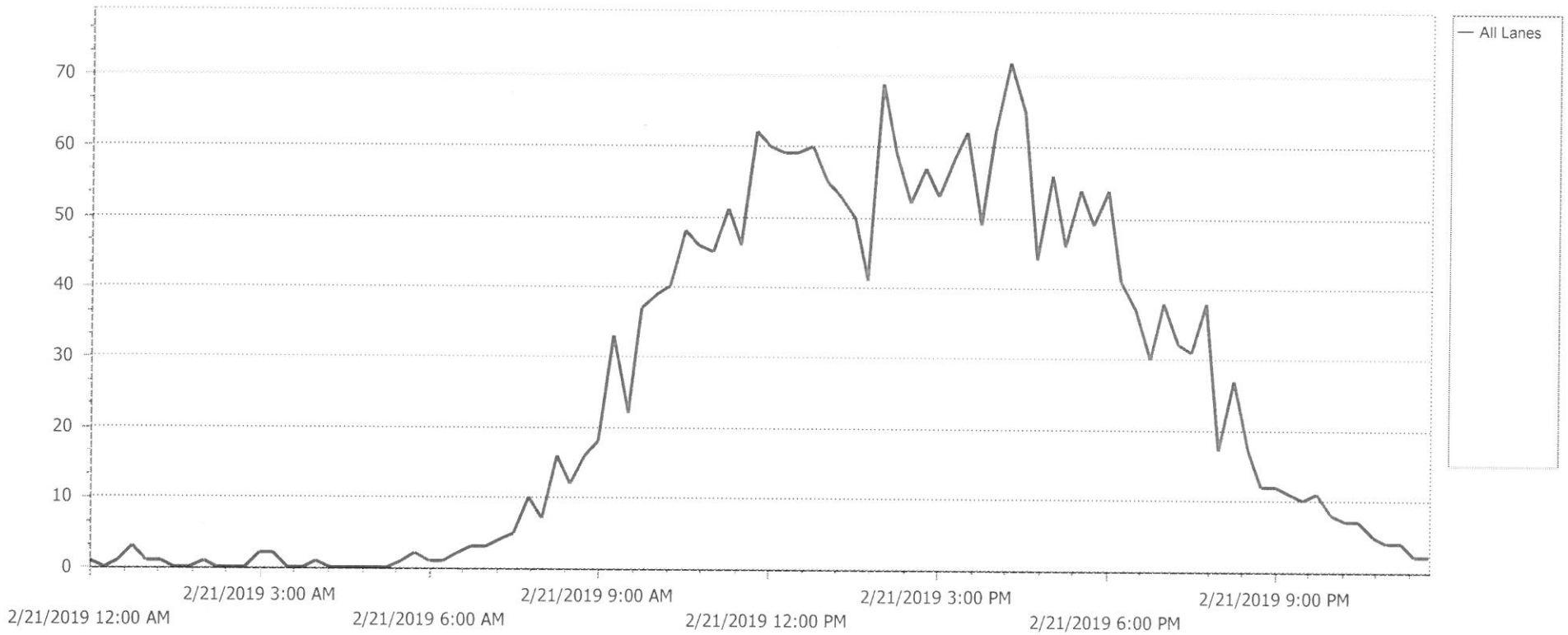
Interval	All Lanes
19:00	88
19:15	86
19:30	88
19:45	63
20:00	53
20:15	48
20:30	51
20:45	44
21:00	37
21:15	51
21:30	29
21:45	38
22:00	37
22:15	32
22:30	13
22:45	17
23:00	17
23:15	12
23:30	8
23:45	5
<b>Daily Total</b>	<b>6420</b>
<b>AM Peak</b>	<b>575 (starting at 11:00:00)</b>
<b>PM Peak</b>	<b>658 (starting at 12:15:00)</b>
<b>Average Interval</b>	<b>67</b>
<b>Maximum in one Interval</b>	<b>181</b>
<b>Grand Total</b>	<b>6420</b>





### Volume by Lane

Name:	Tripoli btw Monaco & Madrid		
Description:	Tripoli btw Monaco & Madrid		
Site:	00000000015	Station:	00000000015
Latitude:	0.000000 N	Longitude:	0.000000 E
Started:	2/21/2019 12:00:00 AM	Ended:	2/21/2019 11:59:59 PM



Thursday, February 21, 2019

Interval	All Lanes
00:00	1
00:15	0
00:30	1
00:45	3
01:00	1
01:15	1
01:30	0
01:45	0
02:00	1
02:15	0
02:30	0
02:45	0
03:00	2
03:15	2
03:30	0
03:45	0
04:00	1
04:15	0
04:30	0
04:45	0
05:00	0
05:15	0
05:30	1
05:45	2
06:00	1
06:15	1
06:30	2
06:45	3
07:00	3
07:15	4
07:30	5
07:45	10
08:00	7
08:15	16
08:30	12
08:45	16
09:00	18
09:15	33

Thursday, February 21, 2019

Interval	All Lanes
09:30	22
09:45	37
10:00	39
10:15	40
10:30	48
10:45	46
11:00	45
11:15	51
11:30	46
11:45	62
12:00	60
12:15	59
12:30	59
12:45	60
13:00	55
13:15	53
13:30	50
13:45	41
14:00	69
14:15	59
14:30	52
14:45	57
15:00	53
15:15	58
15:30	62
15:45	49
16:00	62
16:15	72
16:30	65
16:45	44
17:00	56
17:15	46
17:30	54
17:45	49
18:00	54
18:15	41
18:30	37
18:45	30

Thursday, February 21, 2019

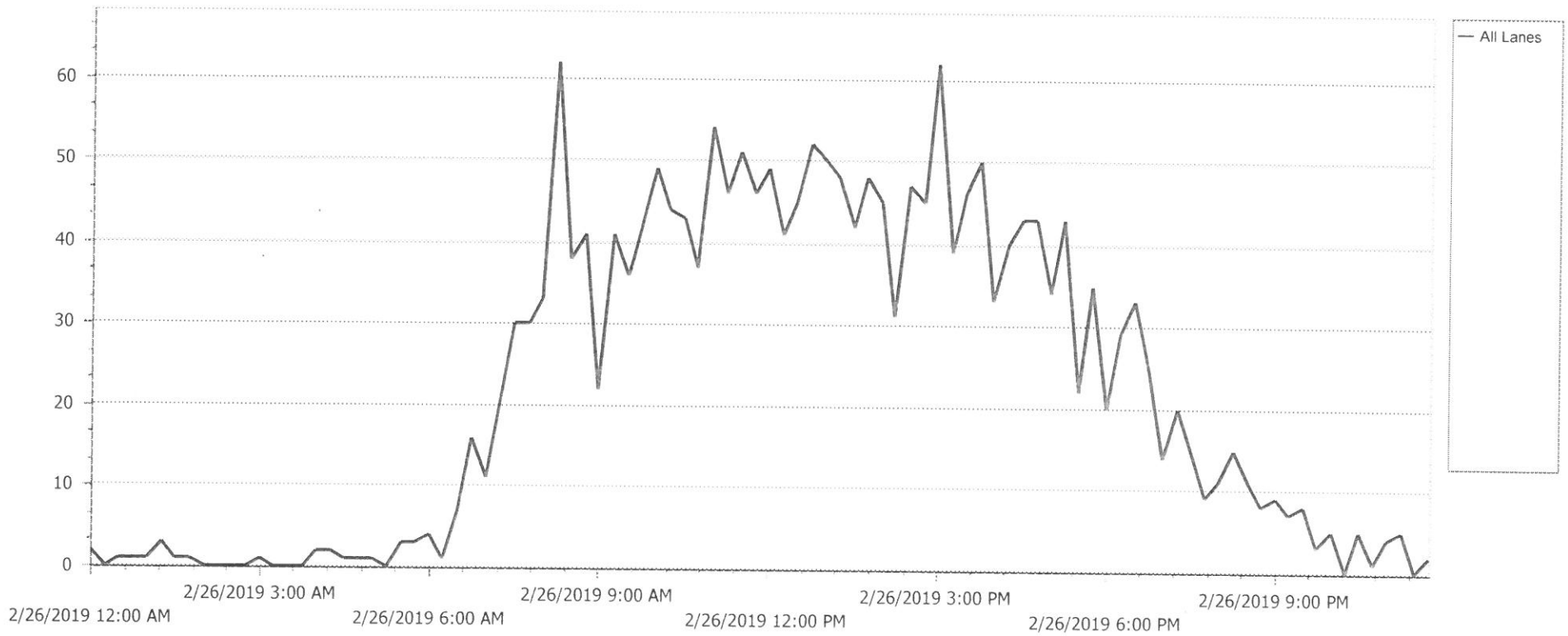
Interval	All Lanes
19:00	38
19:15	32
19:30	31
19:45	38
20:00	17
20:15	27
20:30	17
20:45	12
21:00	12
21:15	11
21:30	10
21:45	11
22:00	8
22:15	7
22:30	7
22:45	5
23:00	4
23:15	4
23:30	2
23:45	2
<b>Daily Total</b>	<b>2384</b>
<b>AM Peak</b>	<b>204 (starting at 11:00:00)</b>
<b>PM Peak</b>	<b>248 (starting at 15:45:00)</b>
<b>Average Interval</b>	<b>25</b>
<b>Maximum in one Interval</b>	<b>72</b>
<b>Grand Total</b>	<b>2384</b>





### Volume by Lane

Name: Shreve btw West Marion & Olympia  
Description: Shreve btw West Marion & Olympia  
Site: 00000000323 Station: 00000000323  
Latitude: 0.000000 N Longitude: 0.000000 E  
Started: 2/26/2019 12:00:00 AM Ended: 2/26/2019 11:59:59 PM



Tuesday, February 26, 2019

Interval	All Lanes
00:00	2
00:15	0
00:30	1
00:45	1
01:00	1
01:15	3
01:30	1
01:45	1
02:00	0
02:15	0
02:30	0
02:45	0
03:00	1
03:15	0
03:30	0
03:45	0
04:00	2
04:15	2
04:30	1
04:45	1
05:00	1
05:15	0
05:30	3
05:45	3
06:00	4
06:15	1
06:30	7
06:45	16
07:00	11
07:15	20
07:30	30
07:45	30
08:00	33
08:15	62
08:30	38
08:45	41
09:00	22
09:15	41

Tuesday, February 26, 2019

Interval	All Lanes
09:30	36
09:45	42
10:00	49
10:15	44
10:30	43
10:45	37
11:00	54
11:15	46
11:30	51
11:45	46
12:00	49
12:15	41
12:30	45
12:45	52
13:00	50
13:15	48
13:30	42
13:45	48
14:00	45
14:15	31
14:30	47
14:45	45
15:00	62
15:15	39
15:30	46
15:45	50
16:00	33
16:15	40
16:30	43
16:45	43
17:00	34
17:15	43
17:30	22
17:45	35
18:00	20
18:15	29
18:30	33
18:45	24

Tuesday, February 26, 2019

Interval	All Lanes
19:00	14
19:15	20
19:30	15
19:45	9
20:00	11
20:15	15
20:30	11
20:45	8
21:00	9
21:15	7
21:30	8
21:45	3
22:00	5
22:15	0
22:30	5
22:45	1
23:00	4
23:15	5
23:30	0
23:45	2
<b>Daily Total</b>	<b>2119</b>
<b>AM Peak</b>	<b>197 (starting at 11:00:00)</b>
<b>PM Peak</b>	<b>197 (starting at 15:00:00)</b>
<b>Average Interval</b>	<b>22</b>
<b>Maximum in one Interval</b>	<b>62</b>
<b>Grand Total</b>	<b>2119</b>

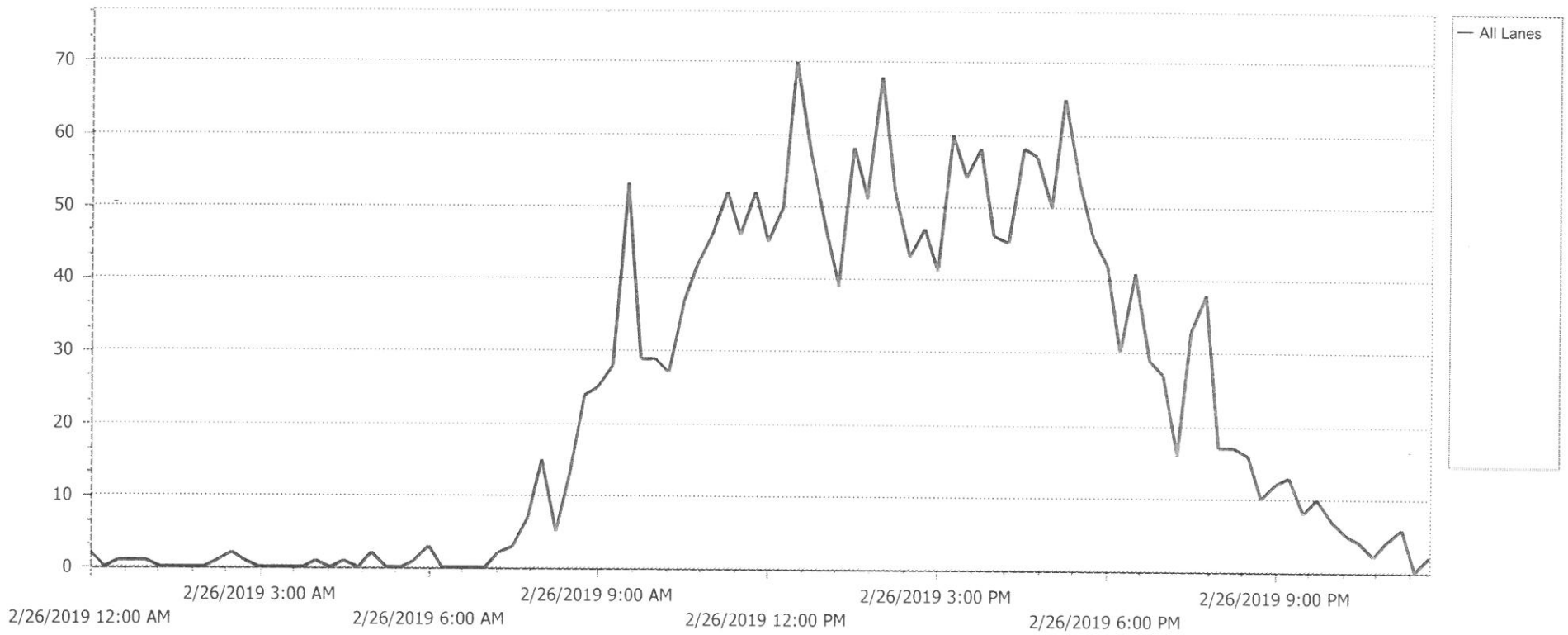






### Volume by Lane

Name: Shreve btw Retta and W. Marion  
Description: Shreve btw Retta and W. Marion  
Site: 000000000322 Station: 000000000322  
Latitude: 0.000000 N Longitude: 0.000000 E  
Started: 2/26/2019 12:00:00 AM Ended: 2/26/2019 11:59:59 PM



Tuesday, February 26, 2019

Interval	All Lanes
00:00	2
00:15	0
00:30	1
00:45	1
01:00	1
01:15	0
01:30	0
01:45	0
02:00	0
02:15	1
02:30	2
02:45	1
03:00	0
03:15	0
03:30	0
03:45	0
04:00	1
04:15	0
04:30	1
04:45	0
05:00	2
05:15	0
05:30	0
05:45	1
06:00	3
06:15	0
06:30	0
06:45	0
07:00	0
07:15	2
07:30	3
07:45	7
08:00	15
08:15	5
08:30	13
08:45	24
09:00	25
09:15	28

**PEEK**

Tuesday, February 26, 2019

Interval	All Lanes
09:30	53
09:45	29
10:00	29
10:15	27
10:30	37
10:45	42
11:00	46
11:15	52
11:30	46
11:45	52
12:00	45
12:15	50
12:30	70
12:45	57
13:00	47
13:15	39
13:30	58
13:45	51
14:00	68
14:15	52
14:30	43
14:45	47
15:00	41
15:15	60
15:30	54
15:45	58
16:00	46
16:15	45
16:30	58
16:45	57
17:00	50
17:15	65
17:30	53
17:45	46
18:00	42
18:15	30
18:30	41
18:45	29

**PEEK**

Tuesday, February 26, 2019

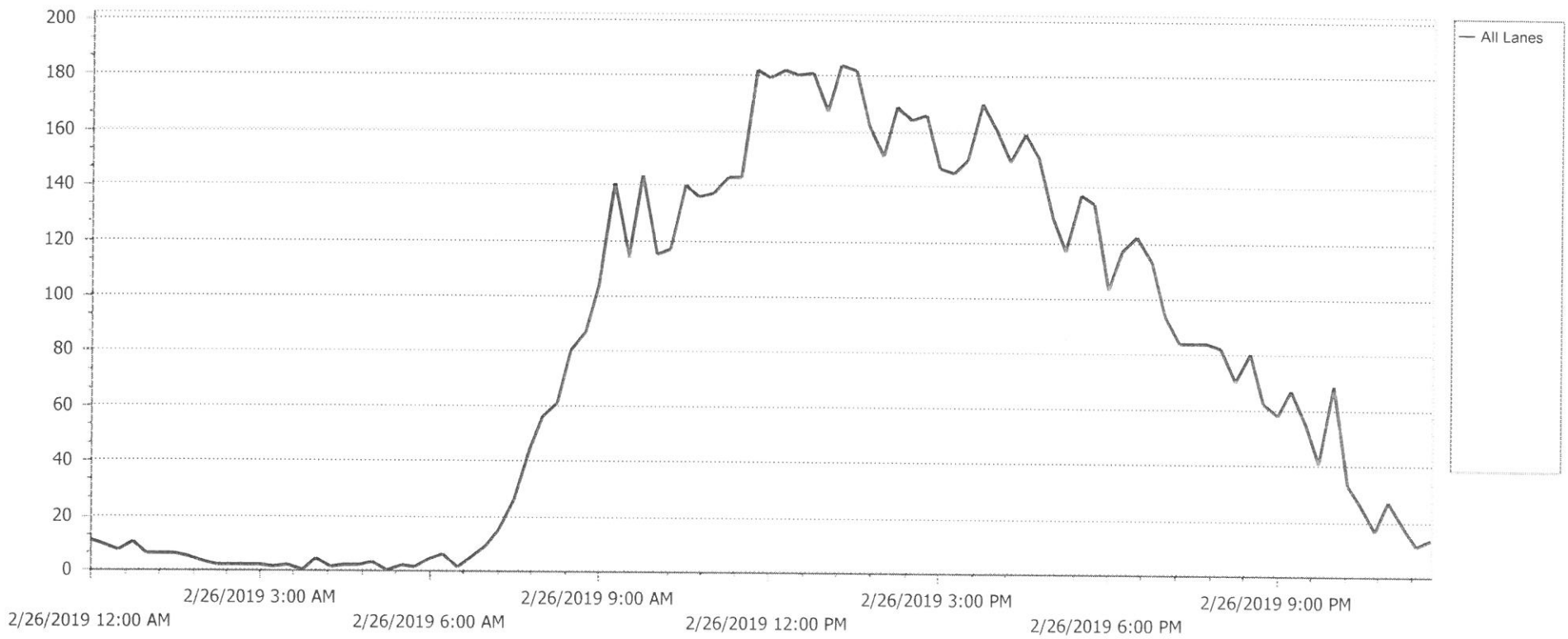
Interval	All Lanes
19:00	27
19:15	16
19:30	33
19:45	38
20:00	17
20:15	17
20:30	16
20:45	10
21:00	12
21:15	13
21:30	8
21:45	10
22:00	7
22:15	5
22:30	4
22:45	2
23:00	4
23:15	6
23:30	0
23:45	2
<b>Daily Total</b>	<b>2201</b>
<b>AM Peak</b>	<b>196 (starting at 11:00:00)</b>
<b>PM Peak</b>	<b>230 (starting at 16:30:00)</b>
<b>Average Interval</b>	<b>23</b>
<b>Maximum in one Interval</b>	<b>70</b>
<b>Grand Total</b>	<b>2201</b>

**PEEK**



### Volume by Lane

Name: W. Marion btw Shreve and 41  
Description: W. Marion btw Shreve and 41  
Site: 000000000333 Station: 000000000333  
Latitude: 0.000000 N Longitude: 0.000000 E  
Started: 2/26/2019 12:00:00 AM Ended: 2/26/2019 11:59:59 PM



Tuesday, February 26, 2019

Interval	All Lanes
00:00	11
00:15	9
00:30	7
00:45	10
01:00	6
01:15	6
01:30	6
01:45	5
02:00	3
02:15	2
02:30	2
02:45	2
03:00	2
03:15	1
03:30	2
03:45	0
04:00	4
04:15	1
04:30	2
04:45	2
05:00	3
05:15	0
05:30	2
05:45	1
06:00	4
06:15	6
06:30	1
06:45	5
07:00	9
07:15	15
07:30	26
07:45	44
08:00	56
08:15	61
08:30	80
08:45	87
09:00	104
09:15	141

Tuesday, February 26, 2019

Interval	All Lanes
09:30	114
09:45	144
10:00	115
10:15	117
10:30	140
10:45	136
11:00	137
11:15	143
11:30	143
11:45	182
12:00	179
12:15	182
12:30	180
12:45	181
13:00	167
13:15	184
13:30	182
13:45	162
14:00	151
14:15	169
14:30	164
14:45	166
15:00	147
15:15	145
15:30	150
15:45	170
16:00	161
16:15	149
16:30	159
16:45	151
17:00	129
17:15	117
17:30	137
17:45	134
18:00	103
18:15	117
18:30	122
18:45	113

Tuesday, February 26, 2019

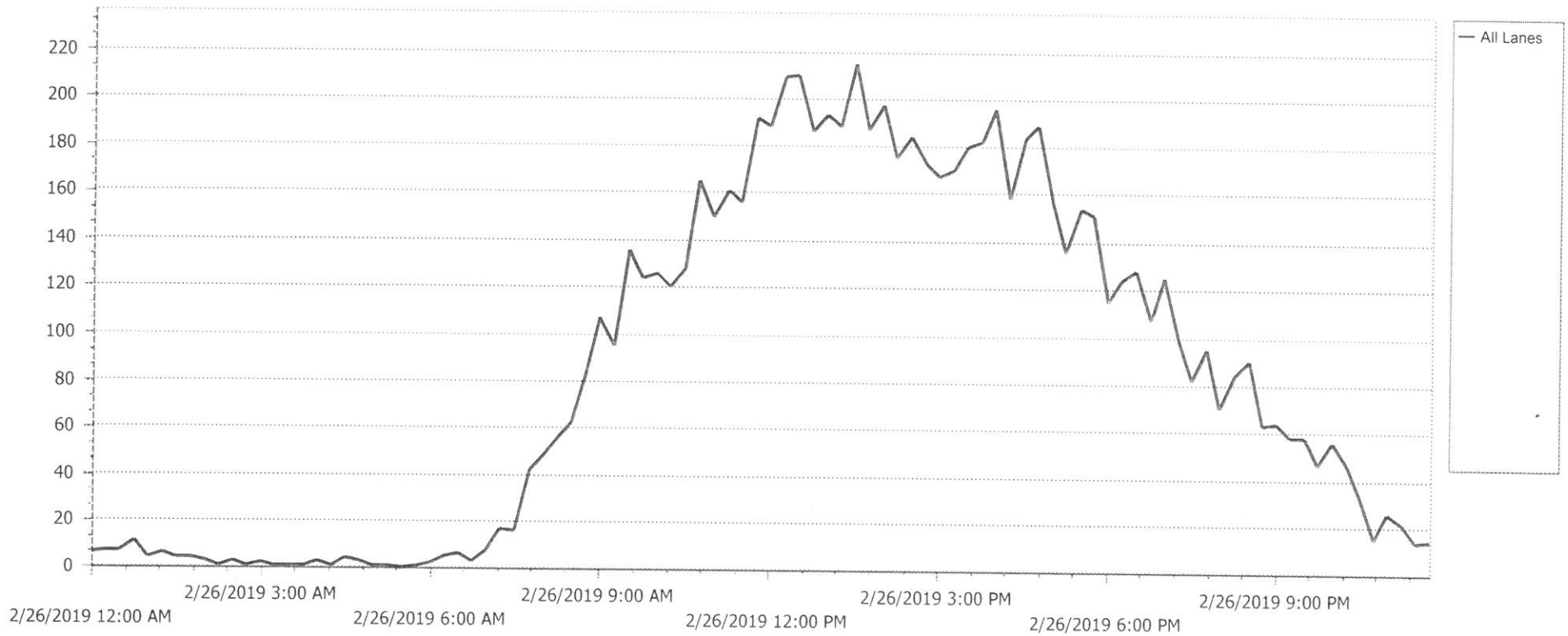
Interval	All Lanes
19:00	94
19:15	84
19:30	84
19:45	84
20:00	82
20:15	70
20:30	80
20:45	62
21:00	58
21:15	67
21:30	55
21:45	41
22:00	69
22:15	33
22:30	26
22:45	16
23:00	27
23:15	18
23:30	11
23:45	13
<b>Daily Total</b>	<b>7444</b>
<b>AM Peak</b>	<b>605 (starting at 11:00:00)</b>
<b>PM Peak</b>	<b>722 (starting at 12:00:00)</b>
<b>Average Interval</b>	<b>78</b>
<b>Maximum in one Interval</b>	<b>184</b>
<b>Grand Total</b>	<b>7444</b>





### Volume by Lane

Name: W. Marion btw Shreve & Henry  
Description: W. Marion btw Shreve & Henry  
Site: 00000000332  
Latitude: 0.000000 N  
Started: 2/26/2019 12:00:00 AM  
Station: 00000000332  
Longitude: 0.000000 E  
Ended: 2/26/2019 11:59:59 PM



Tuesday, February 26, 2019

Interval	All Lanes
00:00	6
00:15	7
00:30	7
00:45	11
01:00	4
01:15	6
01:30	4
01:45	4
02:00	3
02:15	1
02:30	3
02:45	1
03:00	2
03:15	1
03:30	1
03:45	1
04:00	3
04:15	1
04:30	4
04:45	3
05:00	1
05:15	1
05:30	0
05:45	1
06:00	2
06:15	5
06:30	6
06:45	3
07:00	8
07:15	17
07:30	16
07:45	42
08:00	48
08:15	56
08:30	62
08:45	83
09:00	107
09:15	95



Tuesday, February 26, 2019

Interval	All Lanes
09:30	136
09:45	124
10:00	126
10:15	120
10:30	128
10:45	165
11:00	150
11:15	161
11:30	156
11:45	192
12:00	188
12:15	209
12:30	210
12:45	186
13:00	193
13:15	188
13:30	215
13:45	187
14:00	197
14:15	175
14:30	184
14:45	173
15:00	167
15:15	170
15:30	180
15:45	182
16:00	196
16:15	158
16:30	183
16:45	189
17:00	157
17:15	136
17:30	154
17:45	151
18:00	115
18:15	124
18:30	128
18:45	107



Tuesday, February 26, 2019

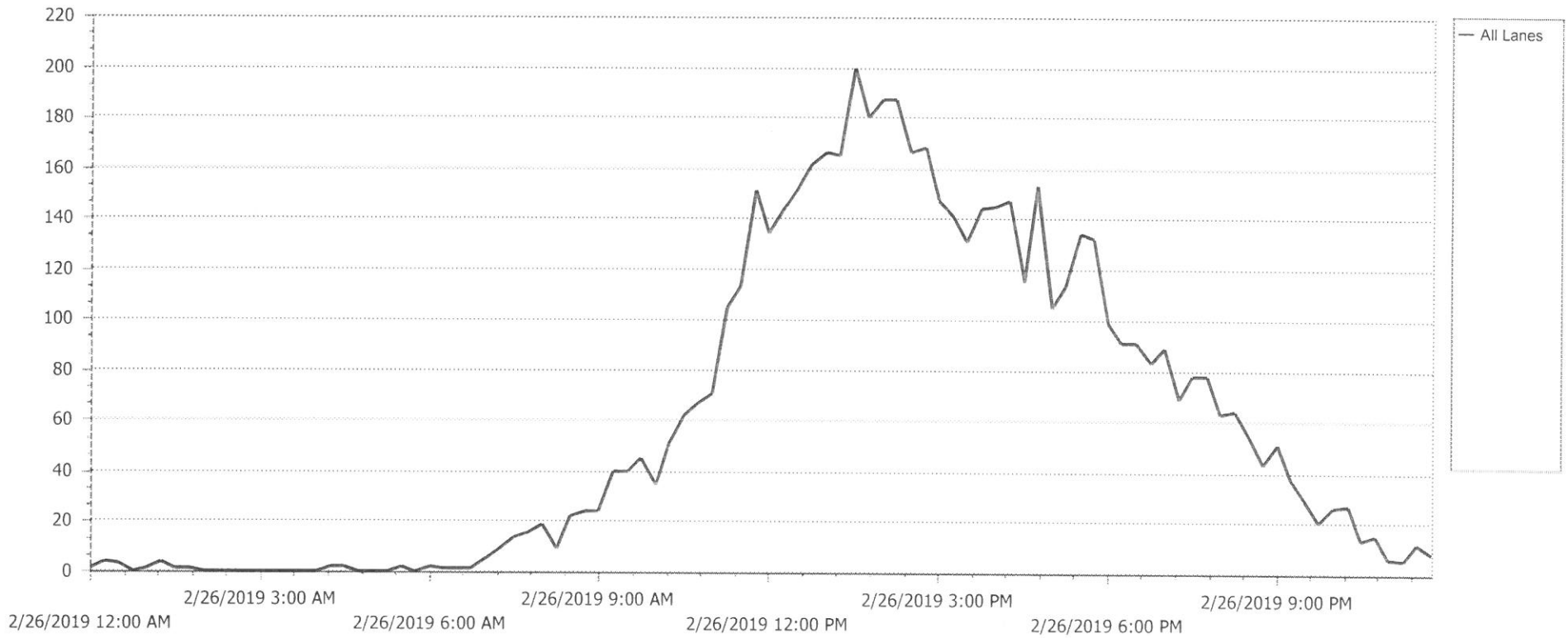
Interval	All Lanes
19:00	125
19:15	99
19:30	82
19:45	95
20:00	70
20:15	84
20:30	90
20:45	63
21:00	64
21:15	58
21:30	58
21:45	46
22:00	56
22:15	46
22:30	33
22:45	15
23:00	26
23:15	21
23:30	13
23:45	14
<b>Daily Total</b>	<b>8044</b>
<b>AM Peak</b>	<b>659 (starting at 11:00:00)</b>
<b>PM Peak</b>	<b>798 (starting at 12:15:00)</b>
<b>Average Interval</b>	<b>84</b>
<b>Maximum in one Interval</b>	<b>215</b>
<b>Grand Total</b>	<b>8044</b>





### Volume by Lane

Name: Maud btw W. Marion & Fishermen Village  
Description: Maud btw W. Marion & Fishermen Village  
Site: 000000000347 Station: 000000000347  
Latitude: 0.000000 N Longitude: 0.000000 E  
Started: 2/26/2019 12:00:00 AM Ended: 2/26/2019 11:59:59 PM



Tuesday, February 26, 2019

Interval	All Lanes
00:00	1
00:15	4
00:30	3
00:45	0
01:00	1
01:15	4
01:30	1
01:45	1
02:00	0
02:15	0
02:30	0
02:45	0
03:00	0
03:15	0
03:30	0
03:45	0
04:00	0
04:15	2
04:30	2
04:45	0
05:00	0
05:15	0
05:30	2
05:45	0
06:00	2
06:15	1
06:30	1
06:45	1
07:00	5
07:15	9
07:30	14
07:45	16
08:00	19
08:15	9
08:30	22
08:45	24
09:00	24
09:15	40

Tuesday, February 26, 2019

Interval	All Lanes
09:30	40
09:45	45
10:00	35
10:15	51
10:30	62
10:45	67
11:00	71
11:15	105
11:30	113
11:45	151
12:00	134
12:15	144
12:30	151
12:45	162
13:00	166
13:15	165
13:30	200
13:45	180
14:00	187
14:15	187
14:30	166
14:45	168
15:00	147
15:15	141
15:30	131
15:45	144
16:00	145
16:15	147
16:30	115
16:45	153
17:00	105
17:15	113
17:30	134
17:45	132
18:00	99
18:15	91
18:30	91
18:45	83

Tuesday, February 26, 2019

Interval	All Lanes
19:00	89
19:15	69
19:30	78
19:45	78
20:00	63
20:15	64
20:30	54
20:45	43
21:00	51
21:15	37
21:30	29
21:45	20
22:00	26
22:15	27
22:30	13
22:45	15
23:00	6
23:15	5
23:30	12
23:45	8
<b>Daily Total</b>	<b>5716</b>
<b>AM Peak</b>	<b>440 (starting at 11:00:00)</b>
<b>PM Peak</b>	<b>754 (starting at 13:30:00)</b>
<b>Average Interval</b>	<b>60</b>
<b>Maximum in one Interval</b>	<b>200</b>
<b>Grand Total</b>	<b>5716</b>



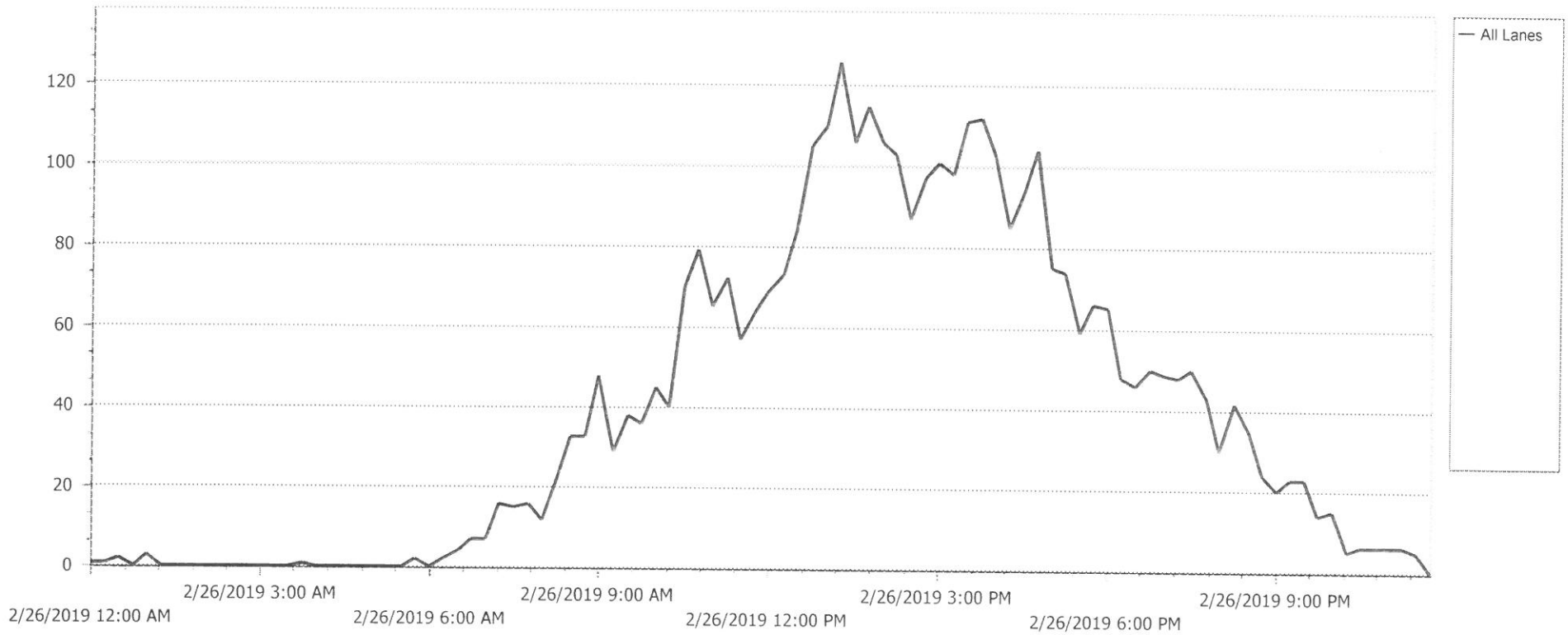




### Volume by Lane

Name: Maud btw W. Marion & Olympia  
Description: Maud btw W. Marion & Olympia  
Site: 000000000348  
Latitude: 0.000000 N  
Started: 2/26/2019 12:00:00 AM

Station: 000000000348  
Longitude: 0.000000 E  
Ended: 2/26/2019 11:59:59 PM



Tuesday, February 26, 2019

Interval	All Lanes
00:00	1
00:15	1
00:30	2
00:45	0
01:00	3
01:15	0
01:30	0
01:45	0
02:00	0
02:15	0
02:30	0
02:45	0
03:00	0
03:15	0
03:30	0
03:45	1
04:00	0
04:15	0
04:30	0
04:45	0
05:00	0
05:15	0
05:30	0
05:45	2
06:00	0
06:15	2
06:30	4
06:45	7
07:00	7
07:15	16
07:30	15
07:45	16
08:00	12
08:15	22
08:30	33
08:45	33
09:00	48
09:15	29



Tuesday, February 26, 2019

Interval	All Lanes
09:30	38
09:45	36
10:00	45
10:15	40
10:30	70
10:45	79
11:00	65
11:15	72
11:30	57
11:45	64
12:00	69
12:15	73
12:30	84
12:45	105
13:00	110
13:15	126
13:30	106
13:45	115
14:00	106
14:15	103
14:30	87
14:45	97
15:00	101
15:15	98
15:30	111
15:45	112
16:00	103
16:15	85
16:30	94
16:45	104
17:00	75
17:15	74
17:30	59
17:45	66
18:00	65
18:15	48
18:30	46
18:45	50



Tuesday, February 26, 2019

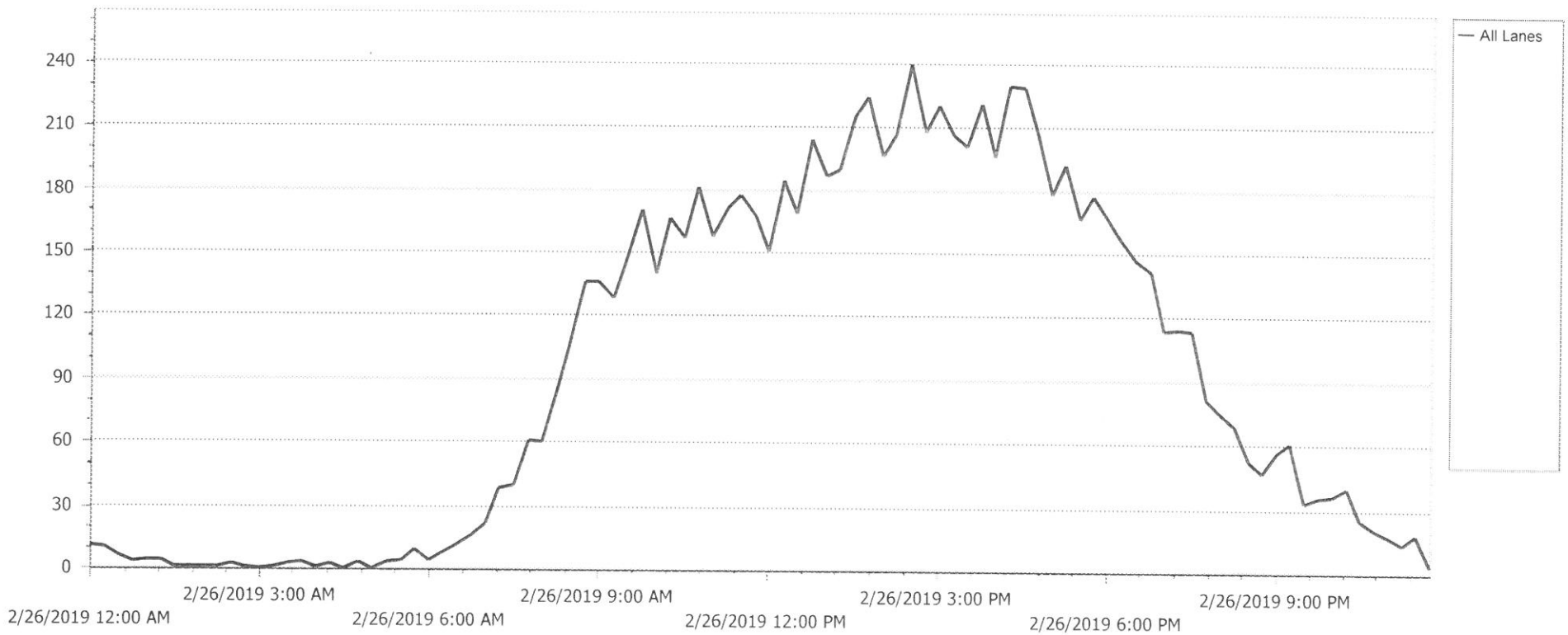
Interval	All Lanes
19:00	49
19:15	48
19:30	50
19:45	43
20:00	30
20:15	42
20:30	35
20:45	24
21:00	20
21:15	23
21:30	23
21:45	14
22:00	15
22:15	5
22:30	6
22:45	6
23:00	6
23:15	6
23:30	5
23:45	0
<b>Daily Total</b>	<b>3742</b>
<b>AM Peak</b>	<b>286 (starting at 10:30:00)</b>
<b>PM Peak</b>	<b>457 (starting at 13:00:00)</b>
<b>Average Interval</b>	<b>39</b>
<b>Maximum in one Interval</b>	<b>126</b>
<b>Grand Total</b>	<b>3742</b>





### Volume by Lane

Name:	Olympia btw Shreve & 41	Station:	00000000320
Description:	Olympia btw Shreve & 41	Longitude:	0.000000 E
Site:	00000000320	Latitude:	0.000000 N
Started:	2/26/2019 12:00:00 AM	Ended:	2/26/2019 11:59:59 PM



Tuesday, February 26, 2019

Interval	All Lanes
00:00	11
00:15	10
00:30	6
00:45	3
01:00	4
01:15	4
01:30	1
01:45	1
02:00	1
02:15	1
02:30	2
02:45	1
03:00	0
03:15	1
03:30	2
03:45	3
04:00	1
04:15	2
04:30	0
04:45	3
05:00	0
05:15	3
05:30	4
05:45	9
06:00	4
06:15	8
06:30	12
06:45	16
07:00	22
07:15	38
07:30	40
07:45	61
08:00	60
08:15	84
08:30	108
08:45	136
09:00	136
09:15	128

Tuesday, February 26, 2019

Interval	All Lanes
09:30	149
09:45	170
10:00	140
10:15	166
10:30	157
10:45	181
11:00	158
11:15	171
11:30	177
11:45	167
12:00	151
12:15	184
12:30	169
12:45	204
13:00	187
13:15	190
13:30	215
13:45	224
14:00	196
14:15	206
14:30	240
14:45	208
15:00	220
15:15	206
15:30	201
15:45	221
16:00	196
16:15	230
16:30	229
16:45	207
17:00	178
17:15	192
17:30	166
17:45	177
18:00	166
18:15	156
18:30	147
18:45	141

Tuesday, February 26, 2019

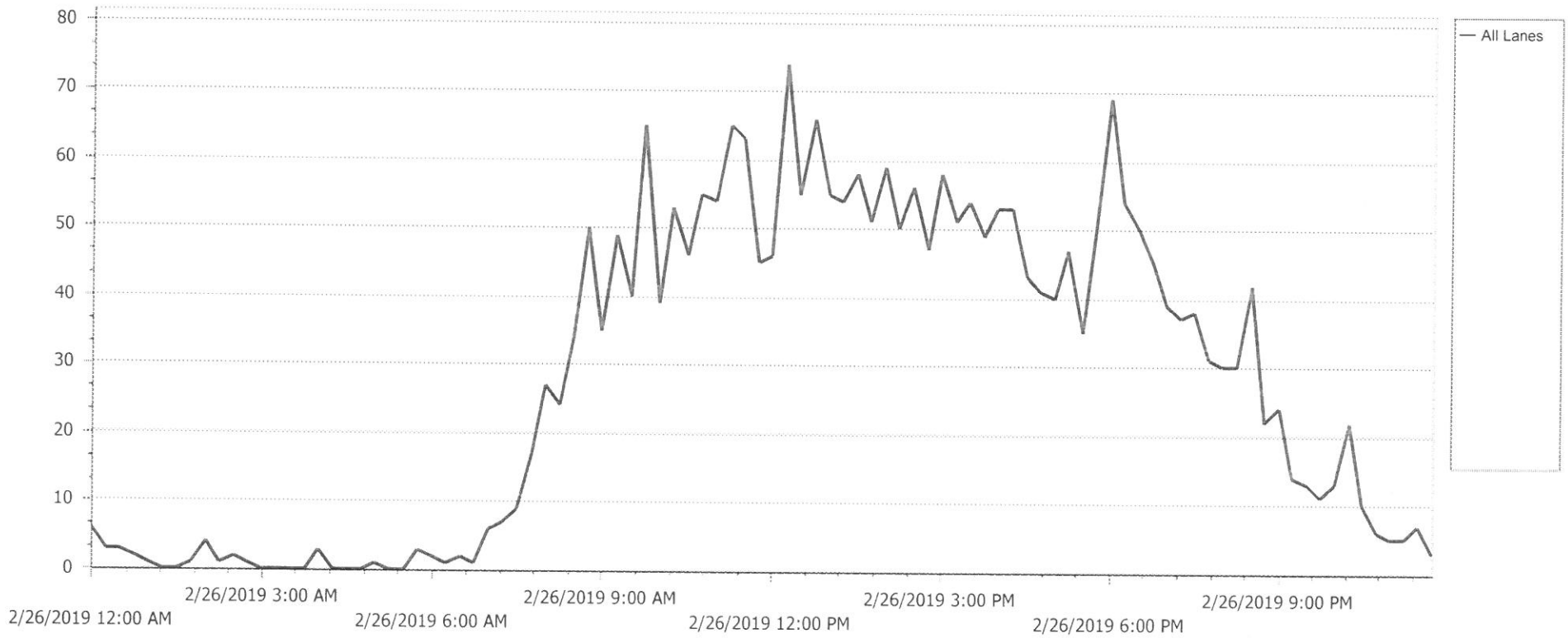
Interval	All Lanes
19:00	113
19:15	114
19:30	113
19:45	81
20:00	75
20:15	69
20:30	52
20:45	47
21:00	56
21:15	61
21:30	33
21:45	35
22:00	36
22:15	40
22:30	25
22:45	20
23:00	17
23:15	13
23:30	18
23:45	3
<b>Daily Total</b>	<b>8990</b>
<b>AM Peak</b>	<b>687 (starting at 10:45:00)</b>
<b>PM Peak</b>	<b>876 (starting at 15:45:00)</b>
<b>Average Interval</b>	<b>94</b>
<b>Maximum in one Interval</b>	<b>240</b>
<b>Grand Total</b>	<b>8990</b>





### Volume by Lane

Name: Magdalina btw W. End & Aqwi Esta  
Description: Magdalina btw W. End & Aqwi Esta  
Site: 000000000317 Station: 000000000317  
Latitude: 0.000000 N Longitude: 0.000000 E  
Started: 2/26/2019 12:00:00 AM Ended: 2/26/2019 11:59:59 PM



Tuesday, February 26, 2019

Interval	All Lanes
00:00	6
00:15	3
00:30	3
00:45	2
01:00	1
01:15	0
01:30	0
01:45	1
02:00	4
02:15	1
02:30	2
02:45	1
03:00	0
03:15	0
03:30	0
03:45	0
04:00	3
04:15	0
04:30	0
04:45	0
05:00	1
05:15	0
05:30	0
05:45	3
06:00	2
06:15	1
06:30	2
06:45	1
07:00	6
07:15	7
07:30	9
07:45	17
08:00	27
08:15	24
08:30	34
08:45	50
09:00	35
09:15	49

Tuesday, February 26, 2019

Interval	All Lanes
09:30	40
09:45	65
10:00	39
10:15	53
10:30	46
10:45	55
11:00	54
11:15	65
11:30	63
11:45	45
12:00	46
12:15	74
12:30	55
12:45	66
13:00	55
13:15	54
13:30	58
13:45	51
14:00	59
14:15	50
14:30	56
14:45	47
15:00	58
15:15	51
15:30	54
15:45	49
16:00	53
16:15	53
16:30	43
16:45	41
17:00	40
17:15	47
17:30	35
17:45	50
18:00	69
18:15	54
18:30	50
18:45	45

Tuesday, February 26, 2019

Interval	All Lanes
19:00	39
19:15	37
19:30	38
19:45	31
20:00	30
20:15	30
20:30	42
20:45	22
21:00	24
21:15	14
21:30	13
21:45	11
22:00	13
22:15	22
22:30	10
22:45	6
23:00	5
23:15	5
23:30	7
23:45	3
<b>Daily Total</b>	<b>2685</b>
<b>AM Peak</b>	<b>237 (starting at 10:45:00)</b>
<b>PM Peak</b>	<b>250 (starting at 12:15:00)</b>
<b>Average Interval</b>	<b>28</b>
<b>Maximum in one Interval</b>	<b>74</b>
<b>Grand Total</b>	<b>2685</b>

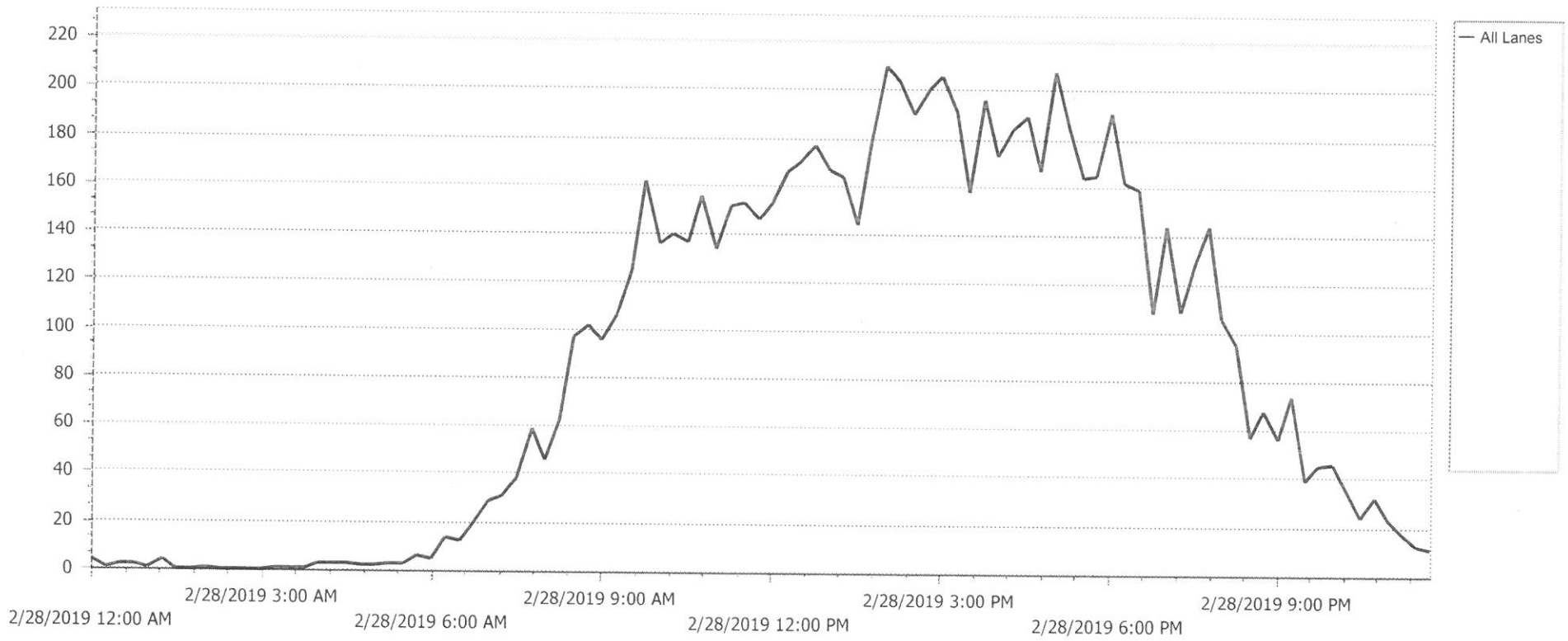




### Volume by Lane

Name: Olympia btw Henry & Shreve  
Description: Olympia btw Henry & Shreve  
Site: 000000000319  
Latitude: 0.000000 N  
Started: 2/28/2019 12:00:00 AM

Station: 000000000319  
Longitude: 0.000000 E  
Ended: 2/28/2019 11:59:59 PM



Thursday, February 28, 2019

Interval	All Lanes
00:00	4
00:15	1
00:30	2
00:45	2
01:00	1
01:15	4
01:30	0
01:45	0
02:00	1
02:15	0
02:30	0
02:45	0
03:00	0
03:15	1
03:30	1
03:45	1
04:00	3
04:15	3
04:30	3
04:45	2
05:00	2
05:15	3
05:30	3
05:45	6
06:00	5
06:15	14
06:30	12
06:45	20
07:00	29
07:15	31
07:30	38
07:45	59
08:00	46
08:15	63
08:30	97
08:45	102
09:00	96
09:15	106

**PEEK**

Thursday, February 28, 2019

Interval	All Lanes
09:30	125
09:45	162
10:00	136
10:15	140
10:30	137
10:45	156
11:00	134
11:15	152
11:30	153
11:45	146
12:00	153
12:15	166
12:30	170
12:45	177
13:00	167
13:15	164
13:30	144
13:45	179
14:00	210
14:15	204
14:30	190
14:45	200
15:00	206
15:15	191
15:30	158
15:45	196
16:00	173
16:15	184
16:30	189
16:45	167
17:00	208
17:15	186
17:30	164
17:45	165
18:00	191
18:15	162
18:30	159
18:45	108

**PEEK**

Thursday, February 28, 2019

Interval	All Lanes
19:00	144
19:15	109
19:30	128
19:45	144
20:00	106
20:15	95
20:30	57
20:45	68
21:00	56
21:15	74
21:30	39
21:45	45
22:00	46
22:15	34
22:30	24
22:45	32
23:00	23
23:15	17
23:30	12
23:45	11
<b>Daily Total</b>	<b>8397</b>
<b>AM Peak</b>	<b>595 (starting at 10:45:00)</b>
<b>PM Peak</b>	<b>804 (starting at 14:00:00)</b>
<b>Average Interval</b>	<b>87</b>
<b>Maximum in one Interval</b>	<b>210</b>
<b>Grand Total</b>	<b>8397</b>

**PEEK**

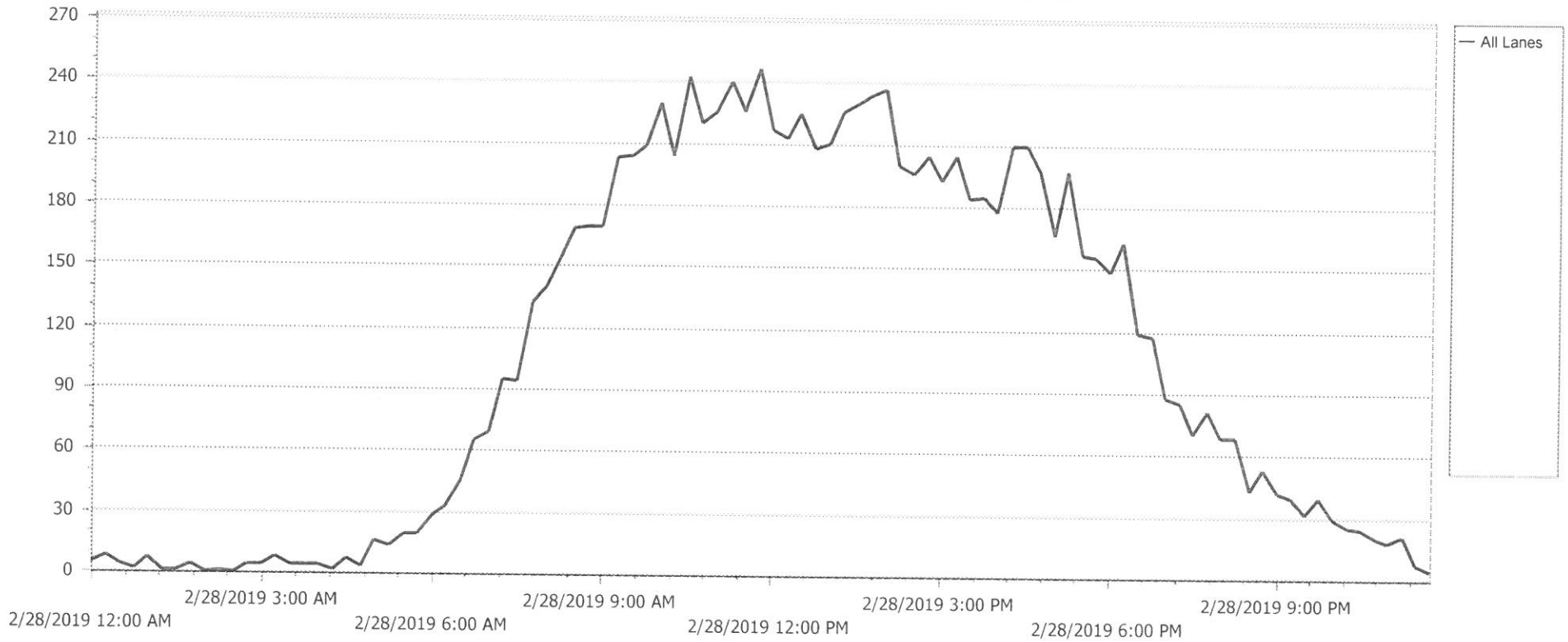




### Volume by Lane

Name: Aqui Esta Btw Magdalina & White Ibis  
Description: Aqui Esta Btw Magdalina & White Ibis  
Site: 000000000334  
Latitude: 0.000000 N  
Started: 2/28/2019 12:00:00 AM

Station: 000000000334  
Longitude: 0.000000 E  
Ended: 2/28/2019 11:59:59 PM



Thursday, February 28, 2019

Interval	All Lanes
00:00	5
00:15	8
00:30	4
00:45	2
01:00	7
01:15	1
01:30	1
01:45	4
02:00	0
02:15	1
02:30	0
02:45	4
03:00	4
03:15	8
03:30	4
03:45	4
04:00	4
04:15	2
04:30	7
04:45	3
05:00	16
05:15	14
05:30	19
05:45	19
06:00	28
06:15	33
06:30	45
06:45	65
07:00	69
07:15	95
07:30	94
07:45	133
08:00	140
08:15	154
08:30	169
08:45	170
09:00	170
09:15	203

Thursday, February 28, 2019

Interval	All Lanes
09:30	204
09:45	209
10:00	230
10:15	204
10:30	243
10:45	220
11:00	226
11:15	240
11:30	226
11:45	247
12:00	217
12:15	213
12:30	225
12:45	208
13:00	211
13:15	226
13:30	230
13:45	234
14:00	237
14:15	200
14:30	196
14:45	205
15:00	193
15:15	205
15:30	184
15:45	185
16:00	178
16:15	210
16:30	210
16:45	198
17:00	166
17:15	198
17:30	157
17:45	156
18:00	149
18:15	163
18:30	119
18:45	117

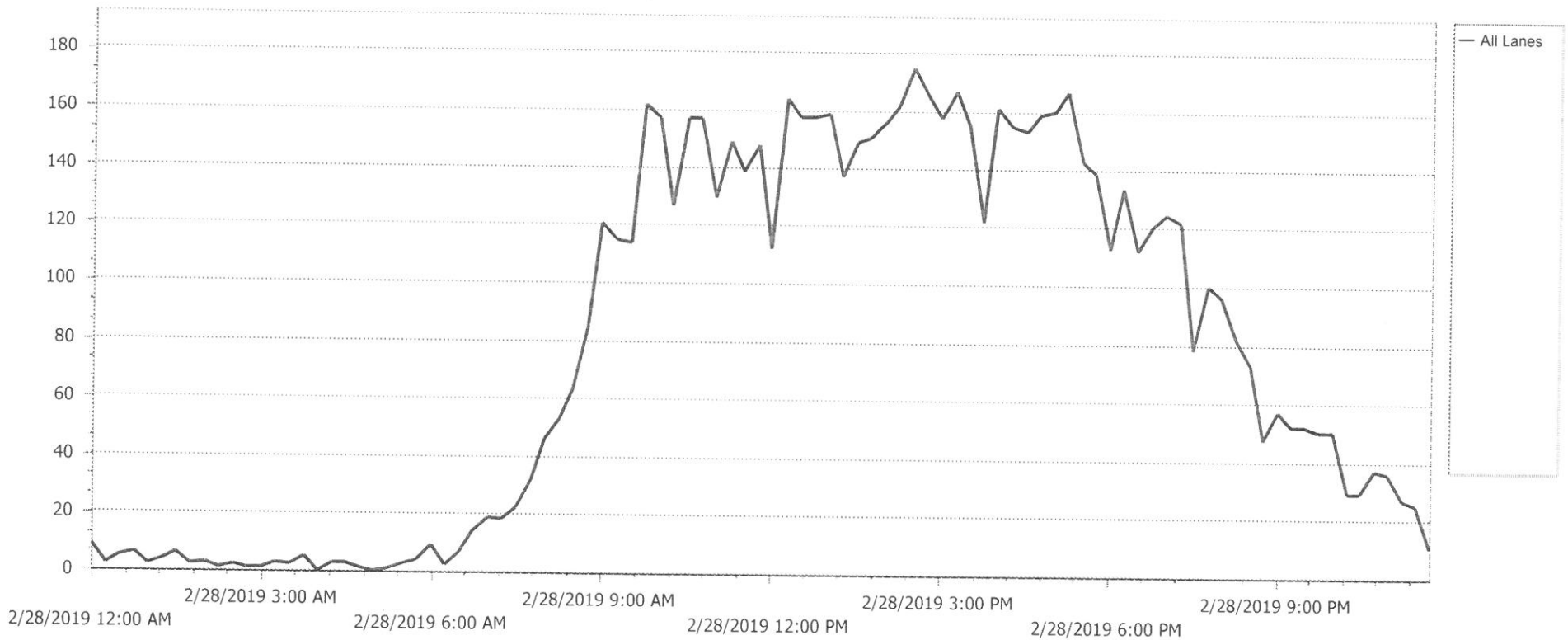
Thursday, February 28, 2019

Interval	All Lanes
19:00	88
19:15	85
19:30	70
19:45	81
20:00	68
20:15	68
20:30	43
20:45	53
21:00	42
21:15	39
21:30	31
21:45	39
22:00	29
22:15	25
22:30	24
22:45	20
23:00	18
23:15	21
23:30	7
23:45	4
<b>Daily Total</b>	<b>10203</b>
<b>AM Peak</b>	<b>939 (starting at 11:00:00)</b>
<b>PM Peak</b>	<b>927 (starting at 13:15:00)</b>
<b>Average Interval</b>	<b>106</b>
<b>Maximum in one Interval</b>	<b>247</b>
<b>Grand Total</b>	<b>10203</b>



### Volume by Lane

Name: Bal Harbor Btw West Marion & Aqui Esta  
Description: Bal Harbor Btw West Marion & Aqui Esta  
Site: 000000000305  
Latitude: 0.000000 N  
Started: 2/28/2019 12:00:00 AM  
Station: 000000000305  
Longitude: 0.000000 E  
Ended: 2/28/2019 11:59:59 PM



Thursday, February 28, 2019

Interval	All Lanes
00:00	9
00:15	2
00:30	5
00:45	6
01:00	2
01:15	4
01:30	6
01:45	2
02:00	3
02:15	1
02:30	2
02:45	1
03:00	1
03:15	3
03:30	2
03:45	5
04:00	0
04:15	3
04:30	3
04:45	1
05:00	0
05:15	1
05:30	3
05:45	4
06:00	9
06:15	2
06:30	7
06:45	14
07:00	19
07:15	18
07:30	22
07:45	32
08:00	46
08:15	53
08:30	63
08:45	85
09:00	121
09:15	115

**PEEK**

Thursday, February 28, 2019

Interval	All Lanes
09:30	114
09:45	162
10:00	157
10:15	127
10:30	157
10:45	157
11:00	130
11:15	149
11:30	139
11:45	148
12:00	112
12:15	164
12:30	158
12:45	158
13:00	159
13:15	137
13:30	149
13:45	151
14:00	156
14:15	162
14:30	175
14:45	165
15:00	158
15:15	167
15:30	155
15:45	122
16:00	161
16:15	155
16:30	153
16:45	159
17:00	160
17:15	167
17:30	143
17:45	139
18:00	113
18:15	134
18:30	112
18:45	121

**PEEK**

Thursday, February 28, 2019

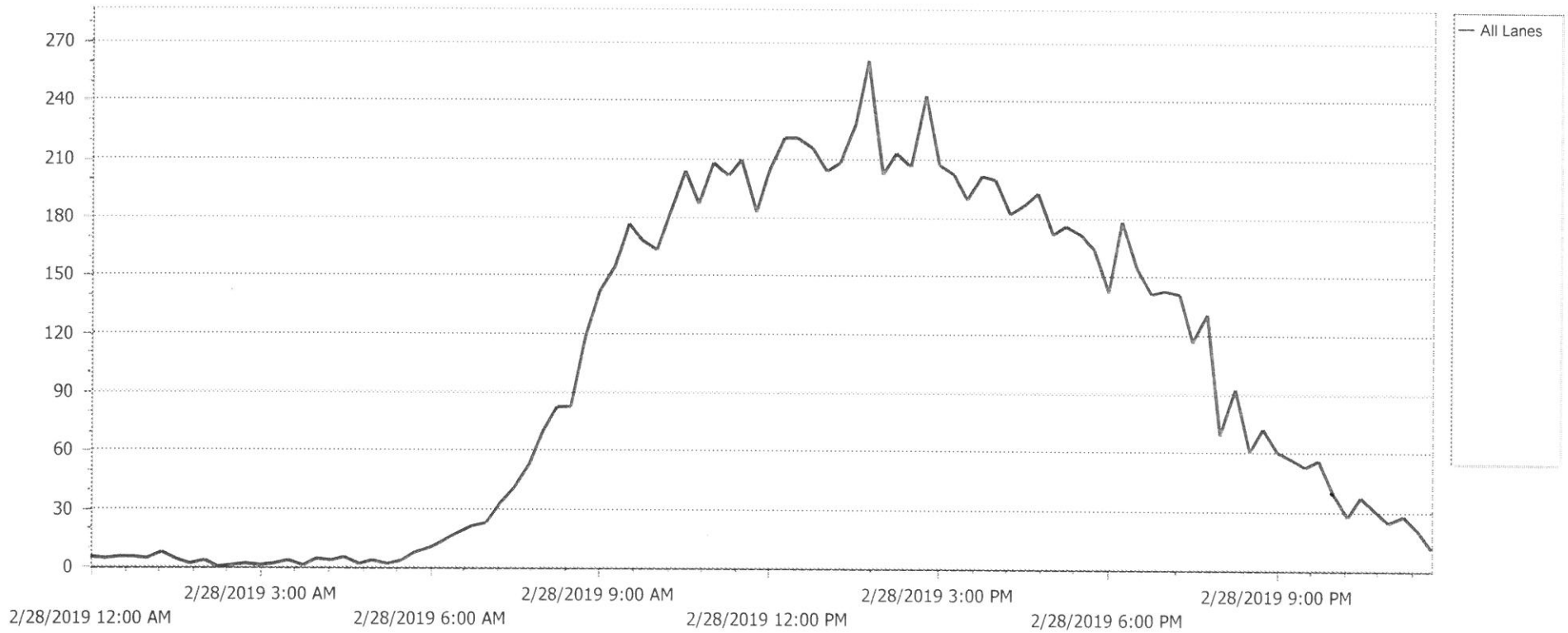
Interval	All Lanes
19:00	125
19:15	122
19:30	78
19:45	100
20:00	96
20:15	82
20:30	73
20:45	47
21:00	57
21:15	52
21:30	52
21:45	50
22:00	50
22:15	29
22:30	29
22:45	37
23:00	36
23:15	27
23:30	25
23:45	10
<b>Daily Total</b>	<b>7457</b>
<b>AM Peak</b>	<b>603 (starting at 09:45:00)</b>
<b>PM Peak</b>	<b>665 (starting at 14:30:00)</b>
<b>Average Interval</b>	<b>78</b>
<b>Maximum in one Interval</b>	<b>175</b>
<b>Grand Total</b>	<b>7457</b>

**PEEK**



### Volume by Lane

Name: Bal Harbor Btw Aqui Esta & Albatros  
Description: Bal Harbor Btw Aqui Esta & Albatros  
Site: 000000000304 Station: 000000000304  
Latitude: 0.000000 N Longitude: 0.000000 E  
Started: 2/28/2019 12:00:00 AM Ended: 2/28/2019 11:59:59 PM



Thursday, February 28, 2019

Interval	All Lanes
00:00	5
00:15	4
00:30	5
00:45	5
01:00	4
01:15	8
01:30	4
01:45	2
02:00	3
02:15	0
02:30	1
02:45	2
03:00	1
03:15	2
03:30	3
03:45	1
04:00	4
04:15	3
04:30	5
04:45	2
05:00	3
05:15	2
05:30	3
05:45	8
06:00	10
06:15	14
06:30	18
06:45	21
07:00	23
07:15	32
07:30	41
07:45	53
08:00	70
08:15	82
08:30	82
08:45	119
09:00	141
09:15	154

Thursday, February 28, 2019

Interval	All Lanes
09:30	177
09:45	168
10:00	163
10:15	183
10:30	204
10:45	187
11:00	208
11:15	201
11:30	210
11:45	183
12:00	205
12:15	221
12:30	221
12:45	216
13:00	204
13:15	208
13:30	228
13:45	261
14:00	202
14:15	213
14:30	206
14:45	243
15:00	207
15:15	202
15:30	189
15:45	201
16:00	200
16:15	182
16:30	187
16:45	193
17:00	172
17:15	176
17:30	172
17:45	164
18:00	142
18:15	178
18:30	155
18:45	141

Thursday, February 28, 2019

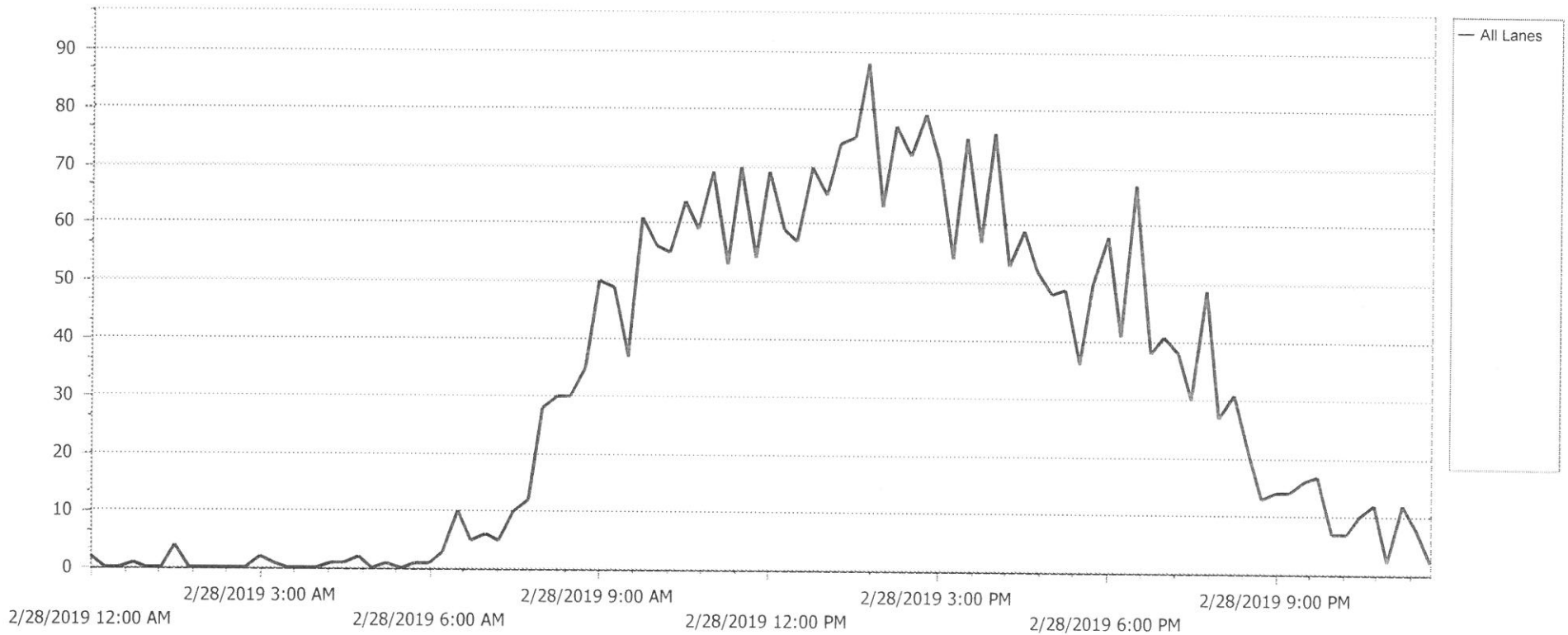
Interval	All Lanes
19:00	143
19:15	141
19:30	116
19:45	131
20:00	69
20:15	93
20:30	60
20:45	72
21:00	60
21:15	57
21:30	53
21:45	56
22:00	39
22:15	27
22:30	37
22:45	31
23:00	25
23:15	28
23:30	21
23:45	11
<b>Daily Total</b>	<b>9583</b>
<b>AM Peak</b>	<b>806 (starting at 10:45:00)</b>
<b>PM Peak</b>	<b>904 (starting at 13:30:00)</b>
<b>Average Interval</b>	<b>100</b>
<b>Maximum in one Interval</b>	<b>261</b>
<b>Grand Total</b>	<b>9583</b>





### Volume by Lane

Name:	Deborah Btw Bal Harbor & Carmichael		
Description:	Deborah Btw Bal Harbor & Carmichael		
Site:	00000000313	Station:	00000000313
Latitude:	0.000000 N	Longitude:	0.000000 E
Started:	2/28/2019 12:00:00 AM	Ended:	2/28/2019 11:59:59 PM



Thursday, February 28, 2019

Interval	All Lanes
00:00	2
00:15	0
00:30	0
00:45	1
01:00	0
01:15	0
01:30	4
01:45	0
02:00	0
02:15	0
02:30	0
02:45	0
03:00	2
03:15	1
03:30	0
03:45	0
04:00	0
04:15	1
04:30	1
04:45	2
05:00	0
05:15	1
05:30	0
05:45	1
06:00	1
06:15	3
06:30	10
06:45	5
07:00	6
07:15	5
07:30	10
07:45	12
08:00	28
08:15	30
08:30	30
08:45	35
09:00	50
09:15	49



Thursday, February 28, 2019

Interval	All Lanes
09:30	37
09:45	61
10:00	56
10:15	55
10:30	64
10:45	59
11:00	69
11:15	53
11:30	70
11:45	54
12:00	69
12:15	59
12:30	57
12:45	70
13:00	65
13:15	74
13:30	75
13:45	88
14:00	63
14:15	77
14:30	72
14:45	79
15:00	71
15:15	54
15:30	75
15:45	57
16:00	76
16:15	53
16:30	59
16:45	52
17:00	48
17:15	49
17:30	36
17:45	50
18:00	58
18:15	41
18:30	67
18:45	38



Thursday, February 28, 2019

Interval	All Lanes
19:00	41
19:15	38
19:30	30
19:45	49
20:00	27
20:15	31
20:30	21
20:45	13
21:00	14
21:15	14
21:30	16
21:45	17
22:00	7
22:15	7
22:30	10
22:45	12
23:00	2
23:15	12
23:30	8
23:45	2
<b>Daily Total</b>	<b>2971</b>
<b>AM Peak</b>	<b>251 (starting at 10:45:00)</b>
<b>PM Peak</b>	<b>303 (starting at 13:30:00)</b>
<b>Average Interval</b>	<b>31</b>
<b>Maximum in one Interval</b>	<b>88</b>
<b>Grand Total</b>	<b>2971</b>

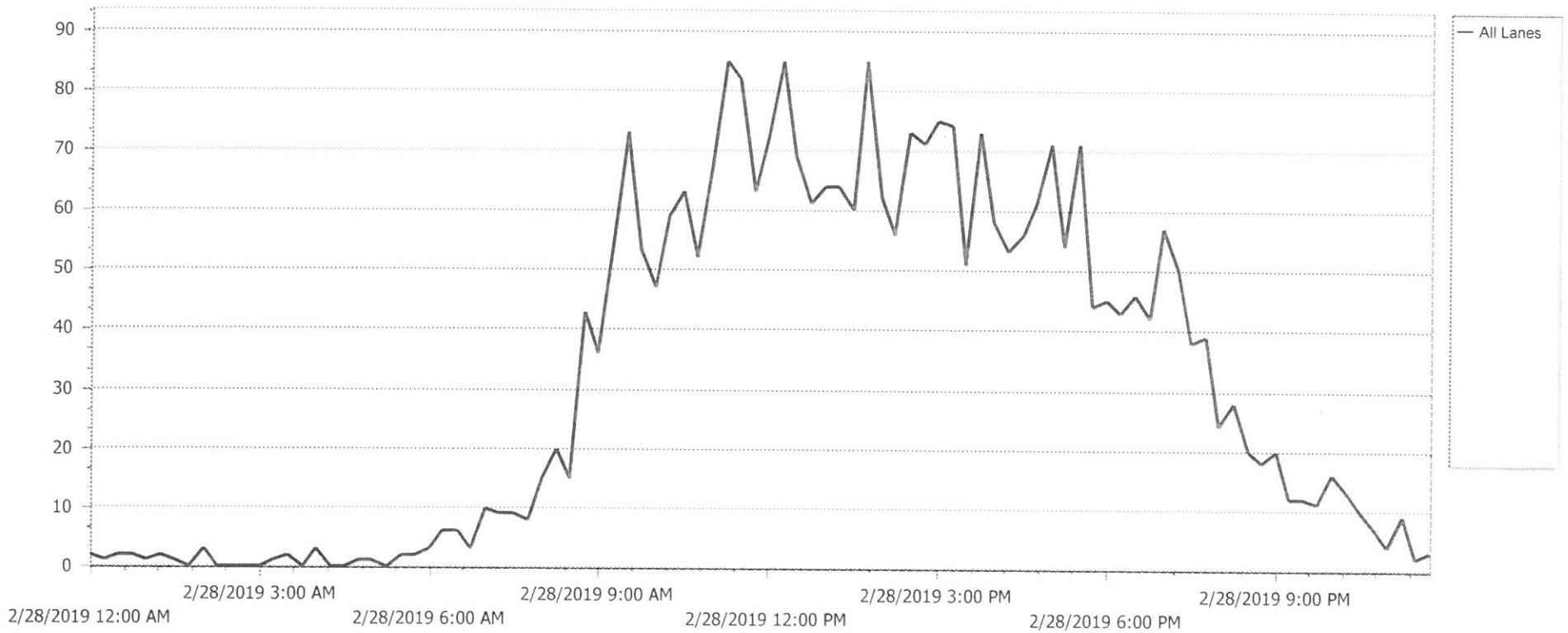






### Volume by Lane

Name:	Bal Habor Btw Albatros & Casey Key	Station:	000000000303
Description:	Bal Habor Btw Albatros & Casey Key	Longitude:	0.000000 E
Site:	000000000303	Ended:	2/28/2019 11:59:59 PM
Latitude:	0.000000 N		
Started:	2/28/2019 12:00:00 AM		



Thursday, February 28, 2019

Interval	All Lanes
00:00	2
00:15	1
00:30	2
00:45	2
01:00	1
01:15	2
01:30	1
01:45	0
02:00	3
02:15	0
02:30	0
02:45	0
03:00	0
03:15	1
03:30	2
03:45	0
04:00	3
04:15	0
04:30	0
04:45	1
05:00	1
05:15	0
05:30	2
05:45	2
06:00	3
06:15	6
06:30	6
06:45	3
07:00	10
07:15	9
07:30	9
07:45	8
08:00	15
08:15	20
08:30	15
08:45	43
09:00	36
09:15	54

PEEK

Thursday, February 28, 2019

Interval	All Lanes
09:30	73
09:45	53
10:00	47
10:15	59
10:30	63
10:45	52
11:00	67
11:15	85
11:30	82
11:45	63
12:00	72
12:15	85
12:30	69
12:45	61
13:00	64
13:15	64
13:30	60
13:45	85
14:00	62
14:15	56
14:30	73
14:45	71
15:00	75
15:15	74
15:30	51
15:45	73
16:00	58
16:15	53
16:30	56
16:45	61
17:00	71
17:15	54
17:30	71
17:45	44
18:00	45
18:15	43
18:30	46
18:45	42

PEEK

Thursday, February 28, 2019

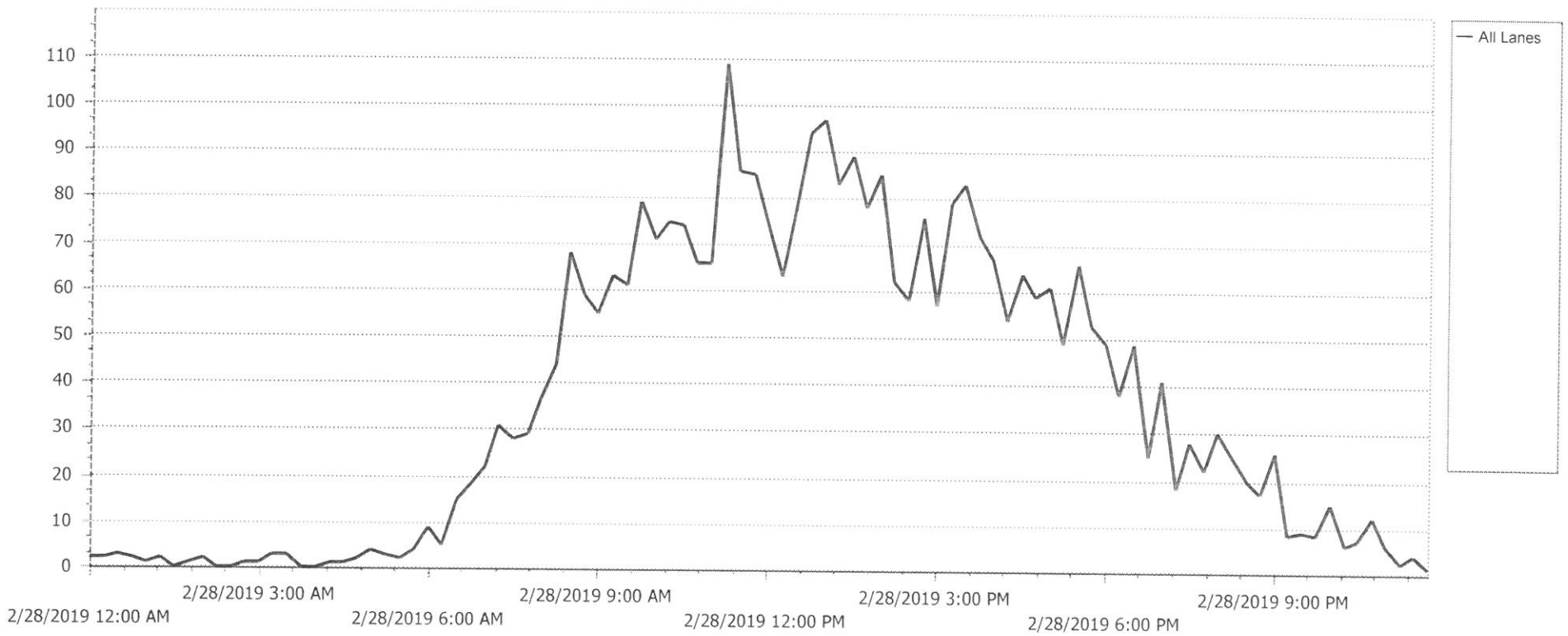
Interval	All Lanes
09:30	73
09:45	53
10:00	47
10:15	59
10:30	63
10:45	52
11:00	67
11:15	85
11:30	82
11:45	63
12:00	72
12:15	85
12:30	69
12:45	61
13:00	64
13:15	64
13:30	60
13:45	85
14:00	62
14:15	56
14:30	73
14:45	71
15:00	75
15:15	74
15:30	51
15:45	73
16:00	58
16:15	53
16:30	56
16:45	61
17:00	71
17:15	54
17:30	71
17:45	44
18:00	45
18:15	43
18:30	46
18:45	42

PEEK



### Volume by Lane

Name:	Albatross Btw Bal Harbor & Whippoorwill		
Description:	Albatross Btw Bal Harbor & Whippoorwill		
Site:	00000000301	Station:	00000000301
Latitude:	0.000000 N	Longitude:	0.000000 E
Started:	2/28/2019 12:00:00 AM	Ended:	2/28/2019 11:59:59 PM



Thursday, February 28, 2019

Interval	All Lanes
00:00	2
00:15	2
00:30	3
00:45	2
01:00	1
01:15	2
01:30	0
01:45	1
02:00	2
02:15	0
02:30	0
02:45	1
03:00	1
03:15	3
03:30	3
03:45	0
04:00	0
04:15	1
04:30	1
04:45	2
05:00	4
05:15	3
05:30	2
05:45	4
06:00	9
06:15	5
06:30	15
06:45	18
07:00	22
07:15	31
07:30	28
07:45	29
08:00	37
08:15	44
08:30	68
08:45	59
09:00	55
09:15	63



Thursday, February 28, 2019

Interval	All Lanes
09:30	61
09:45	79
10:00	71
10:15	75
10:30	74
10:45	66
11:00	66
11:15	109
11:30	86
11:45	85
12:00	75
12:15	63
12:30	77
12:45	94
13:00	97
13:15	83
13:30	89
13:45	78
14:00	85
14:15	62
14:30	58
14:45	76
15:00	57
15:15	79
15:30	83
15:45	72
16:00	67
16:15	54
16:30	64
16:45	59
17:00	61
17:15	49
17:30	66
17:45	53
18:00	49
18:15	38
18:30	49
18:45	25



Thursday, February 28, 2019

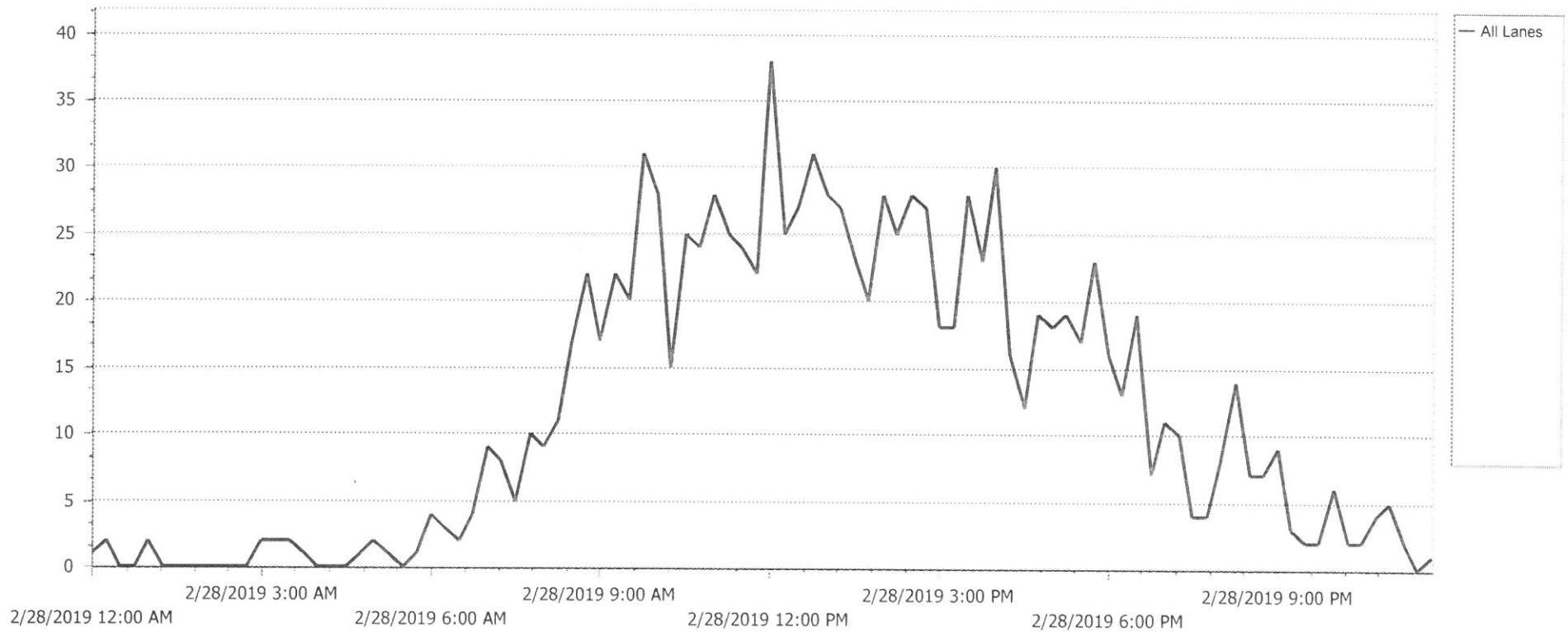
Interval	All Lanes
19:00	41
19:15	18
19:30	28
19:45	22
20:00	30
20:15	25
20:30	20
20:45	17
21:00	26
21:15	8
21:30	9
21:45	8
22:00	15
22:15	6
22:30	7
22:45	12
23:00	6
23:15	2
23:30	4
23:45	1
<b>Daily Total</b>	<b>3462</b>
<b>AM Peak</b>	<b>346 (starting at 11:00:00)</b>
<b>PM Peak</b>	<b>363 (starting at 12:45:00)</b>
<b>Average Interval</b>	<b>36</b>
<b>Maximum in one Interval</b>	<b>109</b>
<b>Grand Total</b>	<b>3462</b>





### Volume by Lane

Name: Whippoorwill Btw. Turtle dove & Termination  
Description: Whippoorwill Btw. Turtle dove & Termination  
Site: 000000000335 Station: 000000000335  
Latitude: 0.000000 N Longitude: 0.000000 E  
Started: 2/28/2019 12:00:00 AM Ended: 2/28/2019 11:59:59 PM



Thursday, February 28, 2019

Interval	All Lanes
00:00	1
00:15	2
00:30	0
00:45	0
01:00	2
01:15	0
01:30	0
01:45	0
02:00	0
02:15	0
02:30	0
02:45	0
03:00	2
03:15	2
03:30	2
03:45	1
04:00	0
04:15	0
04:30	0
04:45	1
05:00	2
05:15	1
05:30	0
05:45	1
06:00	4
06:15	3
06:30	2
06:45	4
07:00	9
07:15	8
07:30	5
07:45	10
08:00	9
08:15	11
08:30	17
08:45	22
09:00	17
09:15	22

**PEEK**

Thursday, February 28, 2019

Interval	All Lanes
09:30	20
09:45	31
10:00	28
10:15	15
10:30	25
10:45	24
11:00	28
11:15	25
11:30	24
11:45	22
12:00	38
12:15	25
12:30	27
12:45	31
13:00	28
13:15	27
13:30	23
13:45	20
14:00	28
14:15	25
14:30	28
14:45	27
15:00	18
15:15	18
15:30	28
15:45	23
16:00	30
16:15	16
16:30	12
16:45	19
17:00	18
17:15	19
17:30	17
17:45	23
18:00	16
18:15	13
18:30	19
18:45	7

**PEEK**

Thursday, February 28, 2019

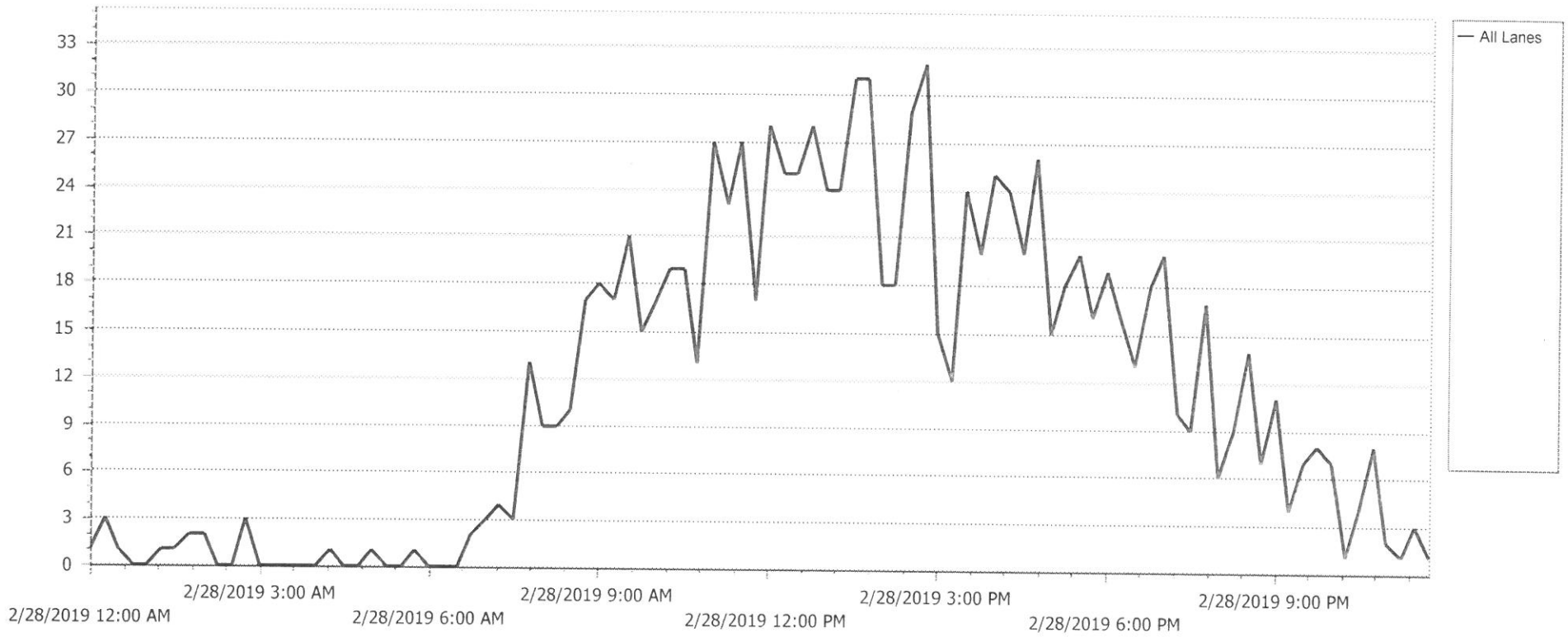
Interval	All Lanes
19:00	11
19:15	10
19:30	4
19:45	4
20:00	8
20:15	14
20:30	7
20:45	7
21:00	9
21:15	3
21:30	2
21:45	2
22:00	6
22:15	2
22:30	2
22:45	4
23:00	5
23:15	2
23:30	0
23:45	1
<b>Daily Total</b>	<b>1128</b>
<b>AM Peak</b>	<b>102 (starting at 10:30:00)</b>
<b>PM Peak</b>	<b>121 (starting at 12:00:00)</b>
<b>Average Interval</b>	<b>12</b>
<b>Maximum in one Interval</b>	<b>38</b>
<b>Grand Total</b>	<b>1128</b>

**PEEK**



### Volume by Lane

Name: Turtle Dove Btw. Whippoorwill & Termination  
Description: Turtle Dove Btw. Whippoorwill & Termination  
Site: 00000000328 Station: 00000000328  
Latitude: 0.000000 N Longitude: 0.000000 E  
Started: 2/28/2019 12:00:00 AM Ended: 2/28/2019 11:59:59 PM



Thursday, February 28, 2019

Interval	All Lanes
00:00	1
00:15	3
00:30	1
00:45	0
01:00	0
01:15	1
01:30	1
01:45	2
02:00	2
02:15	0
02:30	0
02:45	3
03:00	0
03:15	0
03:30	0
03:45	0
04:00	0
04:15	1
04:30	0
04:45	0
05:00	1
05:15	0
05:30	0
05:45	1
06:00	0
06:15	0
06:30	0
06:45	2
07:00	3
07:15	4
07:30	3
07:45	13
08:00	9
08:15	9
08:30	10
08:45	17
09:00	18
09:15	17



Thursday, February 28, 2019

Interval	All Lanes
09:30	21
09:45	15
10:00	17
10:15	19
10:30	19
10:45	13
11:00	27
11:15	23
11:30	27
11:45	17
12:00	28
12:15	25
12:30	25
12:45	28
13:00	24
13:15	24
13:30	31
13:45	31
14:00	18
14:15	18
14:30	29
14:45	32
15:00	15
15:15	12
15:30	24
15:45	20
16:00	25
16:15	24
16:30	20
16:45	26
17:00	15
17:15	18
17:30	20
17:45	16
18:00	19
18:15	16
18:30	13
18:45	18



Thursday, February 28, 2019

Interval	All Lanes
19:00	20
19:15	10
19:30	9
19:45	17
20:00	6
20:15	9
20:30	14
20:45	7
21:00	11
21:15	4
21:30	7
21:45	8
22:00	7
22:15	1
22:30	4
22:45	8
23:00	2
23:15	1
23:30	3
23:45	1
<b>Daily Total</b>	<b>1083</b>
<b>AM Peak</b>	<b>94 (starting at 11:00:00)</b>
<b>PM Peak</b>	<b>110 (starting at 13:00:00)</b>
<b>Average Interval</b>	<b>11</b>
<b>Maximum in one Interval</b>	<b>32</b>
<b>Grand Total</b>	<b>1083</b>

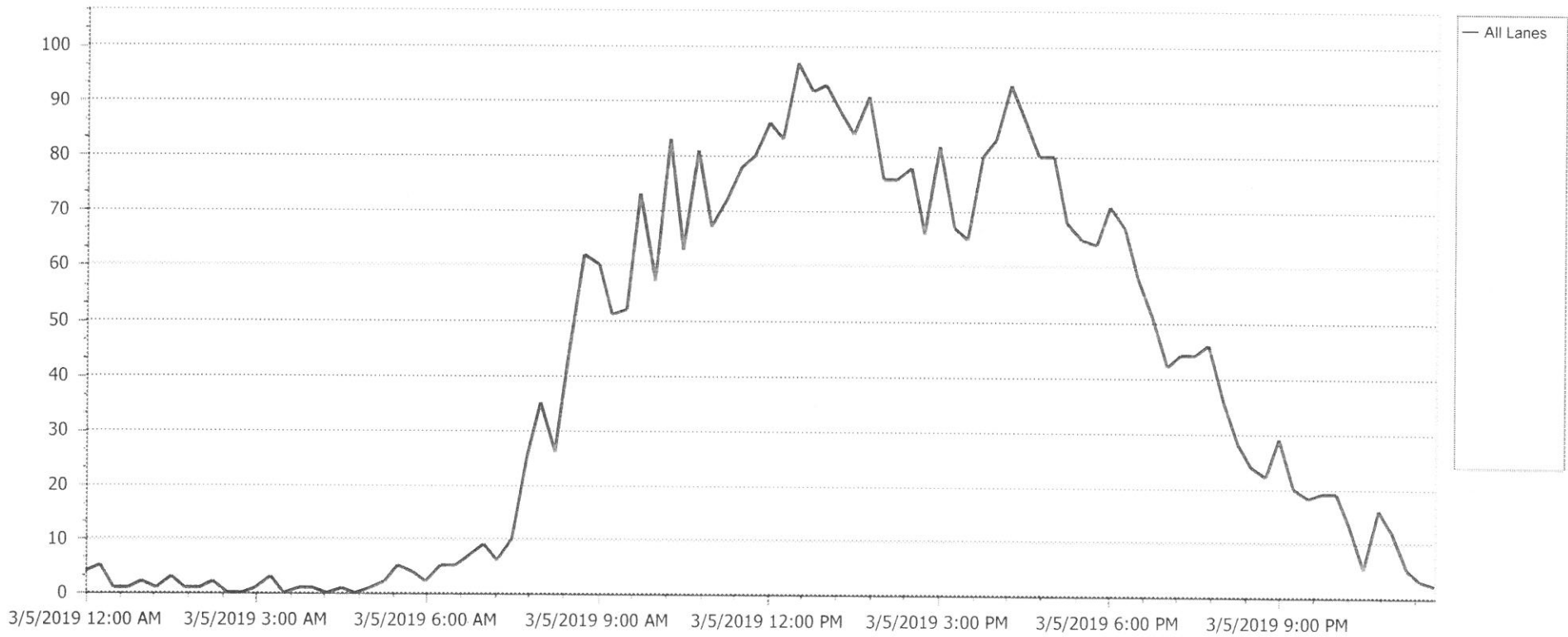






### Volume by Lane

Name:	Aqui Esta Btw. Bal Harbor & Socorro		
Description:	Aqui Esta Btw. Bal Harbor & Socorro		
Site:	000000000302	Station:	000000000302
Latitude:	0.000000 N	Longitude:	0.000000 E
Started:	3/5/2019 12:00:00 AM	Ended:	3/5/2019 11:59:59 PM



Tuesday, March 05, 2019

Tuesday, March 05, 2019

Tuesday, March 05, 2019

Interval	All Lanes
00:00	4
00:15	5
00:30	1
00:45	1
01:00	2
01:15	1
01:30	3
01:45	1
02:00	1
02:15	2
02:30	0
02:45	0
03:00	1
03:15	3
03:30	0
03:45	1
04:00	1
04:15	0
04:30	1
04:45	0
05:00	1
05:15	2
05:30	5
05:45	4
06:00	2
06:15	5
06:30	5
06:45	7
07:00	9
07:15	6
07:30	10
07:45	25
08:00	35
08:15	26
08:30	44
08:45	62
09:00	60
09:15	51

Interval	All Lanes
09:30	52
09:45	73
10:00	57
10:15	83
10:30	63
10:45	81
11:00	67
11:15	72
11:30	78
11:45	80
12:00	86
12:15	83
12:30	97
12:45	92
13:00	93
13:15	88
13:30	84
13:45	91
14:00	76
14:15	76
14:30	78
14:45	66
15:00	82
15:15	67
15:30	65
15:45	80
16:00	83
16:15	93
16:30	86
16:45	80
17:00	80
17:15	68
17:30	65
17:45	64
18:00	71
18:15	67
18:30	58
18:45	51

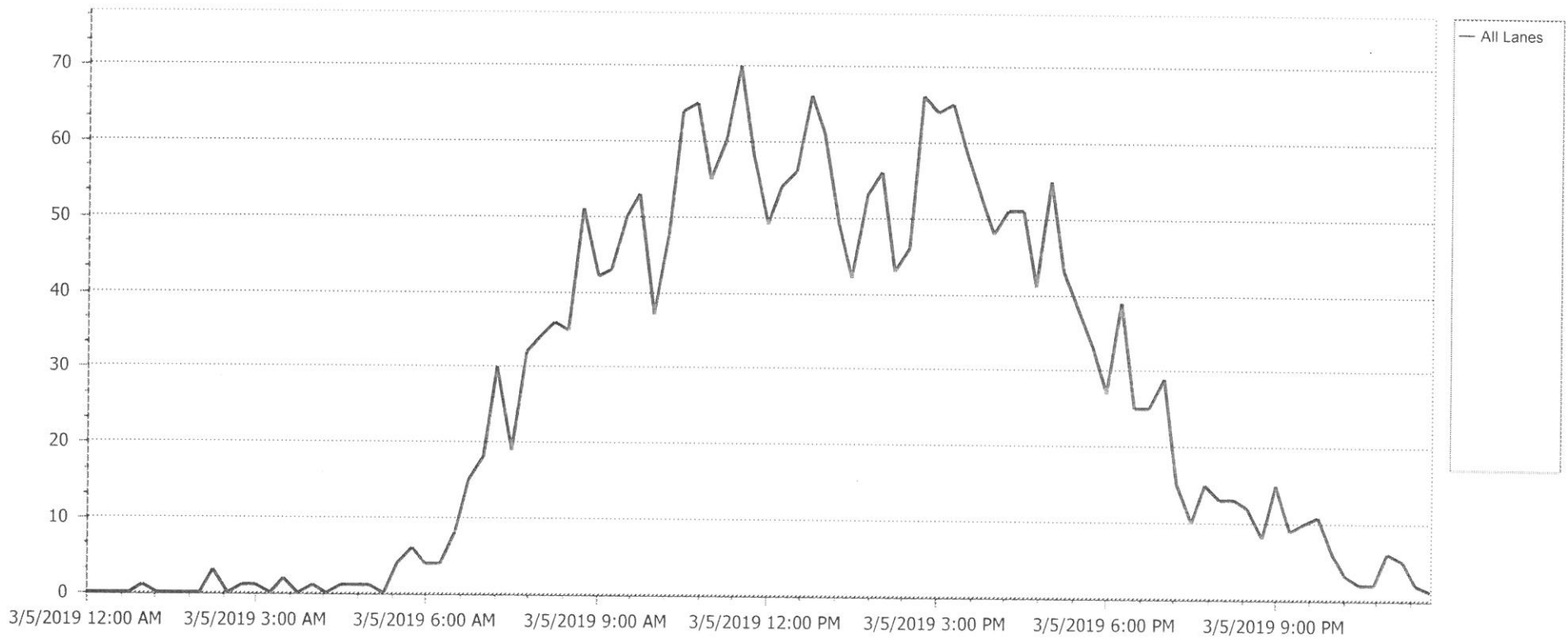
Interval	All Lanes
19:00	42
19:15	44
19:30	44
19:45	46
20:00	36
20:15	28
20:30	24
20:45	22
21:00	29
21:15	20
21:30	18
21:45	19
22:00	19
22:15	13
22:30	5
22:45	16
23:00	12
23:15	5
23:30	3
23:45	2
<b>Daily Total</b>	<b>3710</b>
<b>AM Peak</b>	<b>298 (starting at 10:45:00)</b>
<b>PM Peak</b>	<b>370 (starting at 12:30:00)</b>
<b>Average Interval</b>	<b>39</b>
<b>Maximum in one Interval</b>	<b>97</b>
<b>Grand Total</b>	<b>3710</b>





### Volume by Lane

Name:	Coronado Btw. Aqui Esta & West Marion		
Description:	Coronado Btw. Aqui Esta & West Marion		
Site:	00000000312	Station:	00000000312
Latitude:	0.000000 N	Longitude:	0.000000 E
Started:	3/5/2019 12:00:00 AM	Ended:	3/5/2019 11:59:59 PM



Tuesday, March 05, 2019

Interval	All Lanes
00:00	0
00:15	0
00:30	0
00:45	0
01:00	1
01:15	0
01:30	0
01:45	0
02:00	0
02:15	3
02:30	0
02:45	1
03:00	1
03:15	0
03:30	2
03:45	0
04:00	1
04:15	0
04:30	1
04:45	1
05:00	1
05:15	0
05:30	4
05:45	6
06:00	4
06:15	4
06:30	8
06:45	15
07:00	18
07:15	30
07:30	19
07:45	32
08:00	34
08:15	36
08:30	35
08:45	51
09:00	42
09:15	43

Tuesday, March 05, 2019

Interval	All Lanes
09:30	50
09:45	53
10:00	37
10:15	48
10:30	64
10:45	65
11:00	55
11:15	60
11:30	70
11:45	58
12:00	49
12:15	54
12:30	56
12:45	66
13:00	61
13:15	49
13:30	42
13:45	53
14:00	56
14:15	43
14:30	46
14:45	66
15:00	64
15:15	65
15:30	59
15:45	53
16:00	48
16:15	51
16:30	51
16:45	41
17:00	55
17:15	43
17:30	38
17:45	33
18:00	27
18:15	39
18:30	25
18:45	25

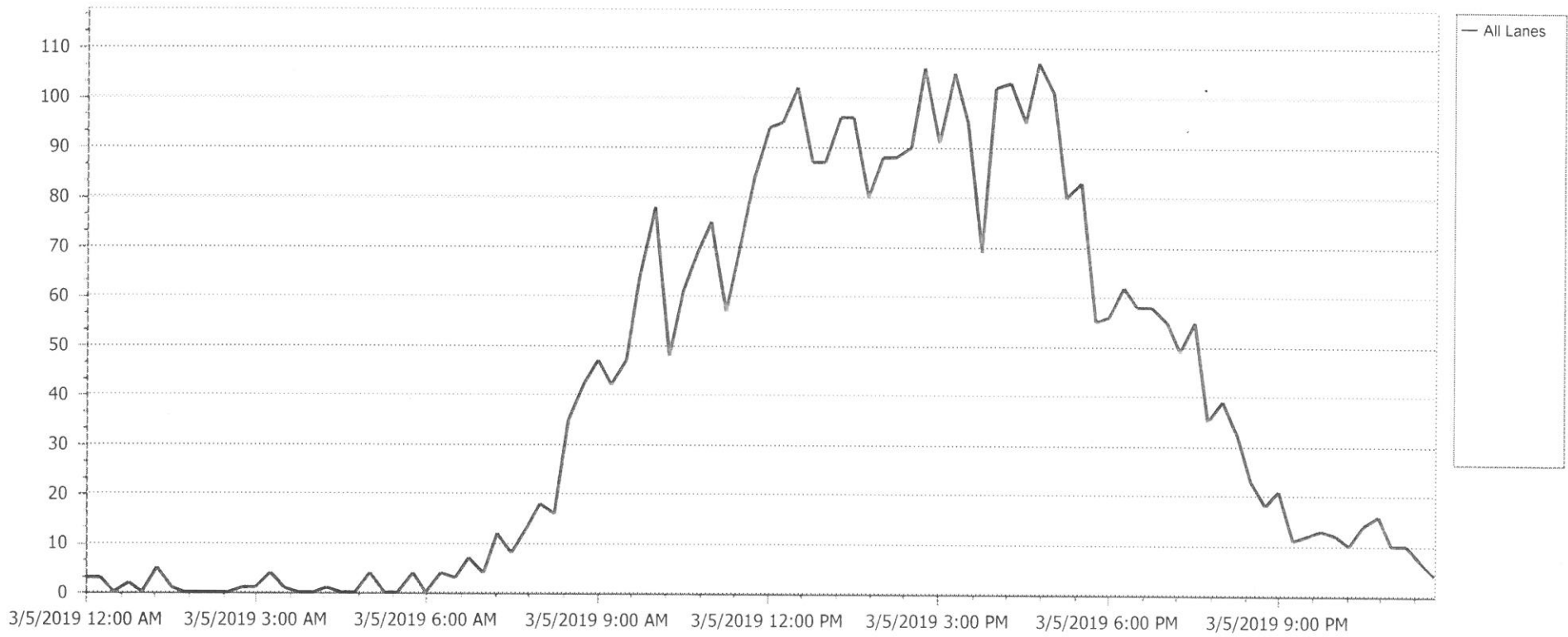
Tuesday, March 05, 2019

Interval	All Lanes
19:00	29
19:15	15
19:30	10
19:45	15
20:00	13
20:15	13
20:30	12
20:45	8
21:00	15
21:15	9
21:30	10
21:45	11
22:00	6
22:15	3
22:30	2
22:45	2
23:00	6
23:15	5
23:30	2
23:45	1
<b>Daily Total</b>	<b>2498</b>
<b>AM Peak</b>	<b>250 (starting at 10:45:00)</b>
<b>PM Peak</b>	<b>254 (starting at 14:45:00)</b>
<b>Average Interval</b>	<b>26</b>
<b>Maximum in one Interval</b>	<b>70</b>
<b>Grand Total</b>	<b>2498</b>



### Volume by Lane

Name:	Vasco Peeples Bridge btwn West Marion & Colony Point		
Description:	Vasco Peeples Bridge btwn West Marion & Colony Point		
Site:	000000000222	Station:	000000000222
Latitude:	0.000000 N	Longitude:	0.000000 E
Started:	3/5/2019 12:00:00 AM	Ended:	3/5/2019 11:59:59 PM



**Tuesday, March 05, 2019**

Interval	All Lanes
00:00	3
00:15	3
00:30	0
00:45	2
01:00	0
01:15	5
01:30	1
01:45	0
02:00	0
02:15	0
02:30	0
02:45	1
03:00	1
03:15	4
03:30	1
03:45	0
04:00	0
04:15	1
04:30	0
04:45	0
05:00	4
05:15	0
05:30	0
05:45	4
06:00	0
06:15	4
06:30	3
06:45	7
07:00	4
07:15	12
07:30	8
07:45	13
08:00	18
08:15	16
08:30	35
08:45	42
09:00	47
09:15	42

**Tuesday, March 05, 2019**

Interval	All Lanes
09:30	47
09:45	64
10:00	78
10:15	48
10:30	61
10:45	69
11:00	75
11:15	57
11:30	71
11:45	84
12:00	94
12:15	95
12:30	102
12:45	87
13:00	87
13:15	96
13:30	96
13:45	80
14:00	88
14:15	88
14:30	90
14:45	106
15:00	91
15:15	105
15:30	95
15:45	69
16:00	102
16:15	103
16:30	95
16:45	107
17:00	101
17:15	80
17:30	83
17:45	55
18:00	56
18:15	62
18:30	58
18:45	58

**Tuesday, March 05, 2019**

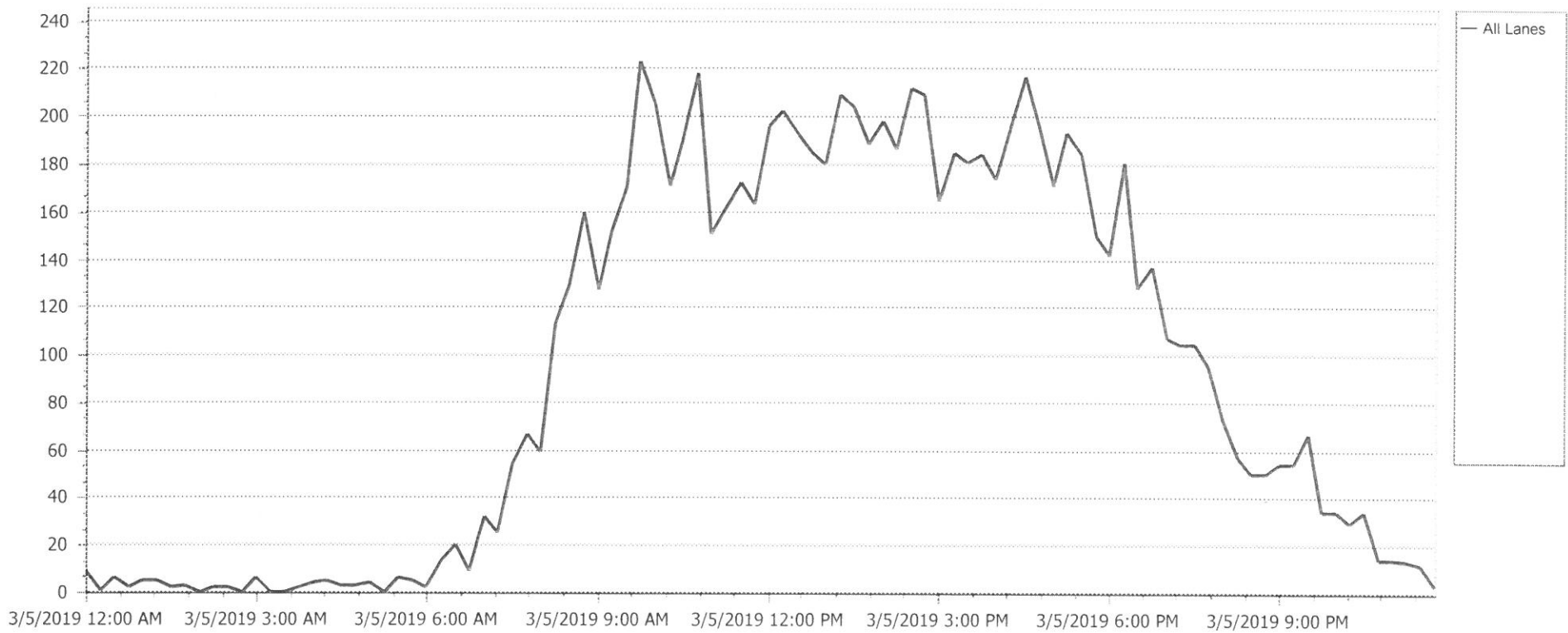
Interval	All Lanes
19:00	55
19:15	49
19:30	55
19:45	35
20:00	39
20:15	32
20:30	23
20:45	18
21:00	21
21:15	11
21:30	12
21:45	13
22:00	12
22:15	10
22:30	14
22:45	16
23:00	10
23:15	10
23:30	7
23:45	4
<b>Daily Total</b>	<b>3810</b>
<b>AM Peak</b>	<b>287 (starting at 11:00:00)</b>
<b>PM Peak</b>	<b>407 (starting at 16:00:00)</b>
<b>Average Interval</b>	<b>40</b>
<b>Maximum in one Interval</b>	<b>107</b>
<b>Grand Total</b>	<b>3810</b>





### Volume by Lane

Name: Sail Fish Bridge Btw. West Marion & Maria Ct.  
Description: Sail Fish Bridge Btw. West Marion & Maria Ct.  
Site: 000000000444 Station: 000000000444  
Latitude: 0.000000 N Longitude: 0.000000 E  
Started: 3/5/2019 12:00:00 AM Ended: 3/5/2019 11:59:59 PM



Tuesday, March 05, 2019

Interval	All Lanes
00:00	9
00:15	1
00:30	6
00:45	2
01:00	5
01:15	5
01:30	2
01:45	3
02:00	0
02:15	2
02:30	2
02:45	0
03:00	6
03:15	0
03:30	0
03:45	2
04:00	4
04:15	5
04:30	3
04:45	3
05:00	4
05:15	0
05:30	6
05:45	5
06:00	2
06:15	13
06:30	20
06:45	9
07:00	32
07:15	25
07:30	54
07:45	67
08:00	59
08:15	113
08:30	129
08:45	160
09:00	127
09:15	152

**PEEK**

Tuesday, March 05, 2019

Interval	All Lanes
09:30	171
09:45	223
10:00	205
10:15	171
10:30	191
10:45	218
11:00	151
11:15	162
11:30	172
11:45	163
12:00	196
12:15	202
12:30	193
12:45	185
13:00	180
13:15	209
13:30	204
13:45	188
14:00	198
14:15	186
14:30	212
14:45	209
15:00	165
15:15	185
15:30	181
15:45	184
16:00	174
16:15	195
16:30	217
16:45	197
17:00	171
17:15	193
17:30	184
17:45	150
18:00	142
18:15	181
18:30	128
18:45	137

**PEEK**

Tuesday, March 05, 2019

Interval	All Lanes
19:00	107
19:15	104
19:30	104
19:45	95
20:00	73
20:15	57
20:30	50
20:45	50
21:00	54
21:15	54
21:30	67
21:45	34
22:00	34
22:15	29
22:30	34
22:45	14
23:00	14
23:15	13
23:30	12
23:45	3
<b>Daily Total</b>	<b>9012</b>
<b>AM Peak</b>	<b>790 (starting at 09:45:00)</b>
<b>PM Peak</b>	<b>805 (starting at 14:00:00)</b>
<b>Average Interval</b>	<b>94</b>
<b>Maximum in one Interval</b>	<b>223</b>
<b>Grand Total</b>	<b>9012</b>

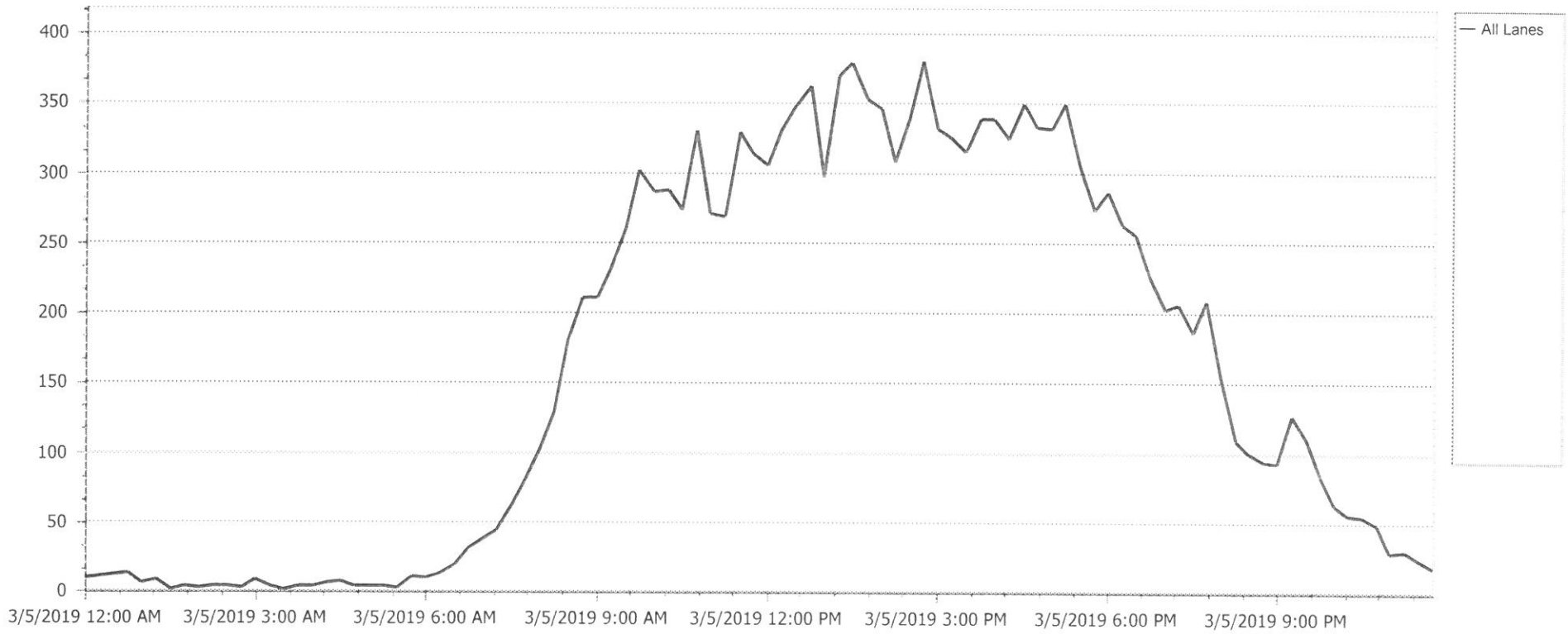
**PEEK**





### Volume by Lane

Name: Beecher Bridge Btw. West Marion & Park Beach Cir  
Description: Beecher Bridge Btw. West Marion & Park Beach Cir  
Site: 000000000555 Station: 000000000555  
Latitude: 0.000000 N Longitude: 0.000000 E  
Started: 3/5/2019 12:00:00 AM Ended: 3/5/2019 11:59:59 PM



Tuesday, March 05, 2019

Interval	All Lanes
00:00	9
00:15	11
00:30	12
00:45	13
01:00	6
01:15	8
01:30	1
01:45	4
02:00	2
02:15	3
02:30	4
02:45	2
03:00	8
03:15	3
03:30	1
03:45	3
04:00	4
04:15	6
04:30	7
04:45	4
05:00	3
05:15	4
05:30	2
05:45	11
06:00	9
06:15	13
06:30	19
06:45	31
07:00	38
07:15	44
07:30	61
07:45	82
08:00	102
08:15	129
08:30	180
08:45	211
09:00	211
09:15	231



Tuesday, March 05, 2019

Interval	All Lanes
09:30	260
09:45	302
10:00	286
10:15	288
10:30	273
10:45	330
11:00	271
11:15	269
11:30	329
11:45	314
12:00	305
12:15	330
12:30	348
12:45	362
13:00	297
13:15	369
13:30	379
13:45	353
14:00	346
14:15	308
14:30	340
14:45	380
15:00	332
15:15	325
15:30	315
15:45	339
16:00	339
16:15	325
16:30	349
16:45	333
17:00	332
17:15	349
17:30	306
17:45	273
18:00	286
18:15	263
18:30	256
18:45	225



Tuesday, March 05, 2019

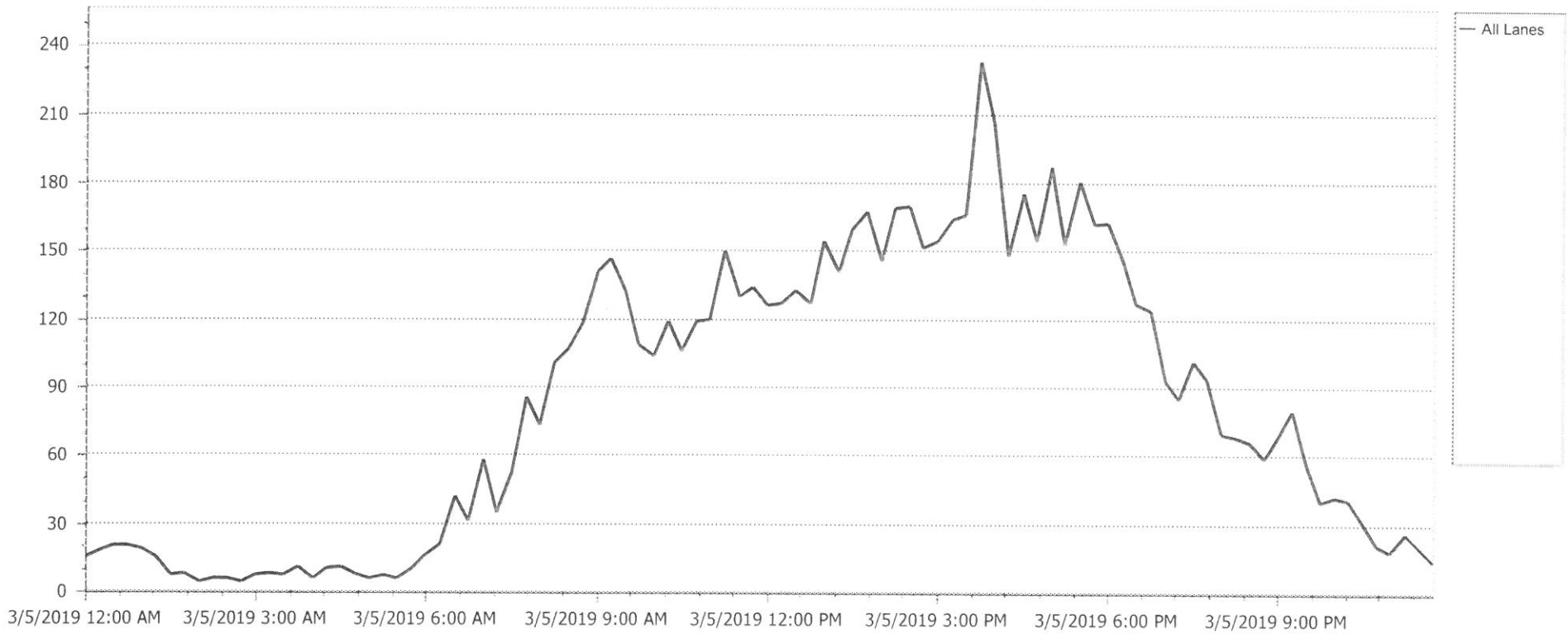
Interval	All Lanes
19:00	202
19:15	206
19:30	186
19:45	209
20:00	154
20:15	109
20:30	100
20:45	93
21:00	92
21:15	127
21:30	110
21:45	84
22:00	63
22:15	56
22:30	55
22:45	49
23:00	28
23:15	30
23:30	24
23:45	18
<b>Daily Total</b>	<b>15473</b>
<b>AM Peak</b>	<b>1199 (starting at 10:45:00)</b>
<b>PM Peak</b>	<b>1447 (starting at 13:15:00)</b>
<b>Average Interval</b>	<b>161</b>
<b>Maximum in one Interval</b>	<b>380</b>
<b>Grand Total</b>	<b>15473</b>





### Volume by Lane

Name:	Taylor Btw Carmalita & Cooper		
Description:	Taylor Btw Carmalita & Cooper		
Site:	00000000327	Station:	00000000327
Latitude:	0.000000 N	Longitude:	0.000000 E
Started:	3/5/2019 12:00:00 AM	Ended:	3/5/2019 11:59:59 PM



Tuesday, March 05, 2019

Interval	All Lanes
00:00	15
00:15	18
00:30	20
00:45	20
01:00	19
01:15	15
01:30	7
01:45	8
02:00	4
02:15	6
02:30	6
02:45	4
03:00	7
03:15	8
03:30	7
03:45	11
04:00	6
04:15	10
04:30	11
04:45	8
05:00	6
05:15	7
05:30	6
05:45	10
06:00	16
06:15	21
06:30	42
06:45	31
07:00	58
07:15	35
07:30	52
07:45	86
08:00	73
08:15	101
08:30	107
08:45	118
09:00	141
09:15	147

Tuesday, March 05, 2019

Interval	All Lanes
09:30	132
09:45	109
10:00	104
10:15	119
10:30	106
10:45	119
11:00	120
11:15	150
11:30	130
11:45	134
12:00	126
12:15	127
12:30	133
12:45	127
13:00	155
13:15	141
13:30	160
13:45	168
14:00	146
14:15	169
14:30	170
14:45	152
15:00	155
15:15	164
15:30	166
15:45	233
16:00	206
16:15	148
16:30	176
16:45	155
17:00	187
17:15	153
17:30	181
17:45	162
18:00	163
18:15	146
18:30	127
18:45	124

Tuesday, March 05, 2019

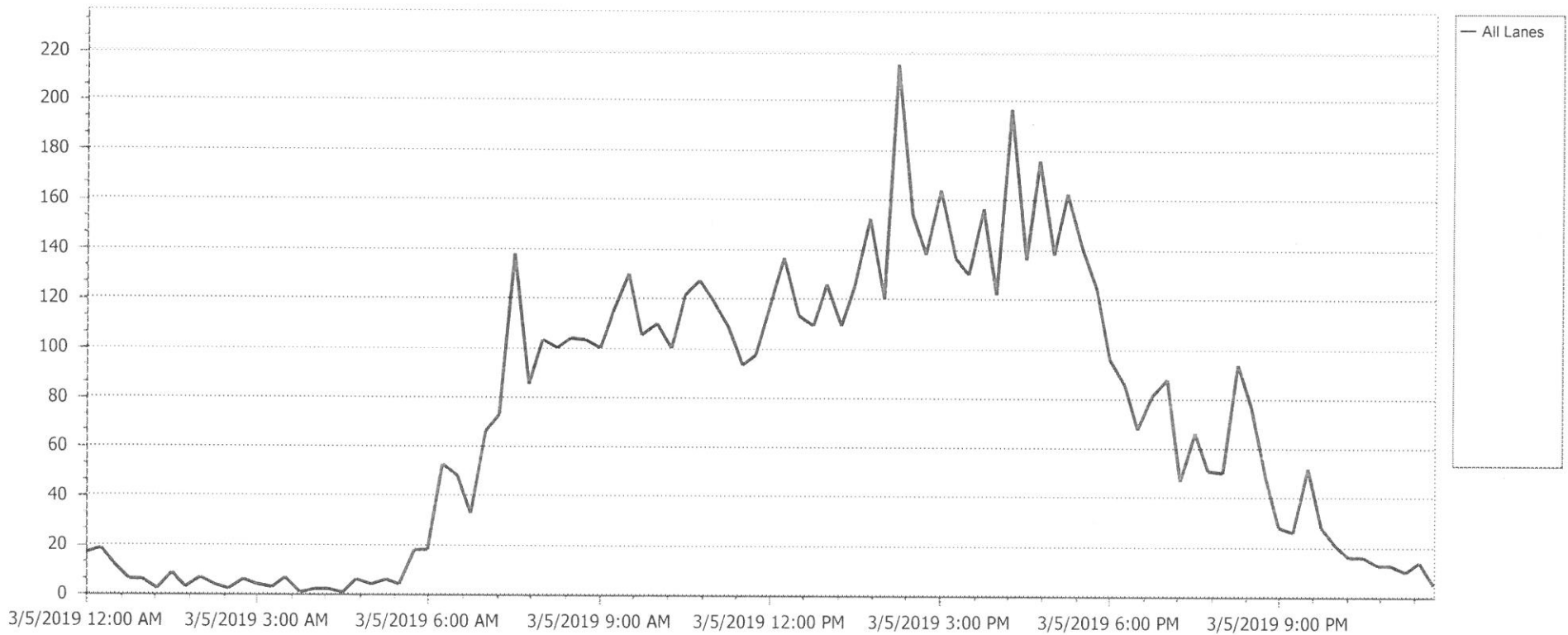
Interval	All Lanes
19:00	93
19:15	85
19:30	102
19:45	94
20:00	70
20:15	68
20:30	66
20:45	59
21:00	68
21:15	80
21:30	56
21:45	40
22:00	42
22:15	41
22:30	31
22:45	21
23:00	18
23:15	26
23:30	20
23:45	14
<b>Daily Total</b>	<b>8004</b>
<b>AM Peak</b>	<b>538 (starting at 08:45:00)</b>
<b>PM Peak</b>	<b>769 (starting at 15:15:00)</b>
<b>Average Interval</b>	<b>83</b>
<b>Maximum in one Interval</b>	<b>233</b>
<b>Grand Total</b>	<b>8004</b>





### Volume by Lane

Name: Taylor Btw Rte. 41 & Carmalita  
Description: Taylor Btw Rte. 41 & Carmalita  
Site: 000000000326  
Latitude: 0.000000 N  
Started: 3/5/2019 12:00:00 AM  
Station: 000000000326  
Longitude: 0.000000 E  
Ended: 3/5/2019 11:59:59 PM



**Tuesday, March 05, 2019**

Interval	All Lanes
00:00	17
00:15	19
00:30	12
00:45	6
01:00	6
01:15	2
01:30	9
01:45	3
02:00	7
02:15	4
02:30	2
02:45	6
03:00	4
03:15	3
03:30	7
03:45	1
04:00	2
04:15	2
04:30	1
04:45	6
05:00	4
05:15	6
05:30	4
05:45	18
06:00	18
06:15	53
06:30	48
06:45	33
07:00	66
07:15	73
07:30	138
07:45	85
08:00	103
08:15	100
08:30	104
08:45	103
09:00	100
09:15	115

**PEEK**

**Tuesday, March 05, 2019**

Interval	All Lanes
09:30	130
09:45	105
10:00	110
10:15	100
10:30	121
10:45	127
11:00	119
11:15	109
11:30	93
11:45	97
12:00	118
12:15	137
12:30	113
12:45	109
13:00	126
13:15	109
13:30	125
13:45	153
14:00	120
14:15	215
14:30	154
14:45	138
15:00	164
15:15	137
15:30	130
15:45	157
16:00	122
16:15	197
16:30	136
16:45	176
17:00	138
17:15	163
17:30	141
17:45	124
18:00	96
18:15	86
18:30	68
18:45	81

**PEEK**

**Tuesday, March 05, 2019**

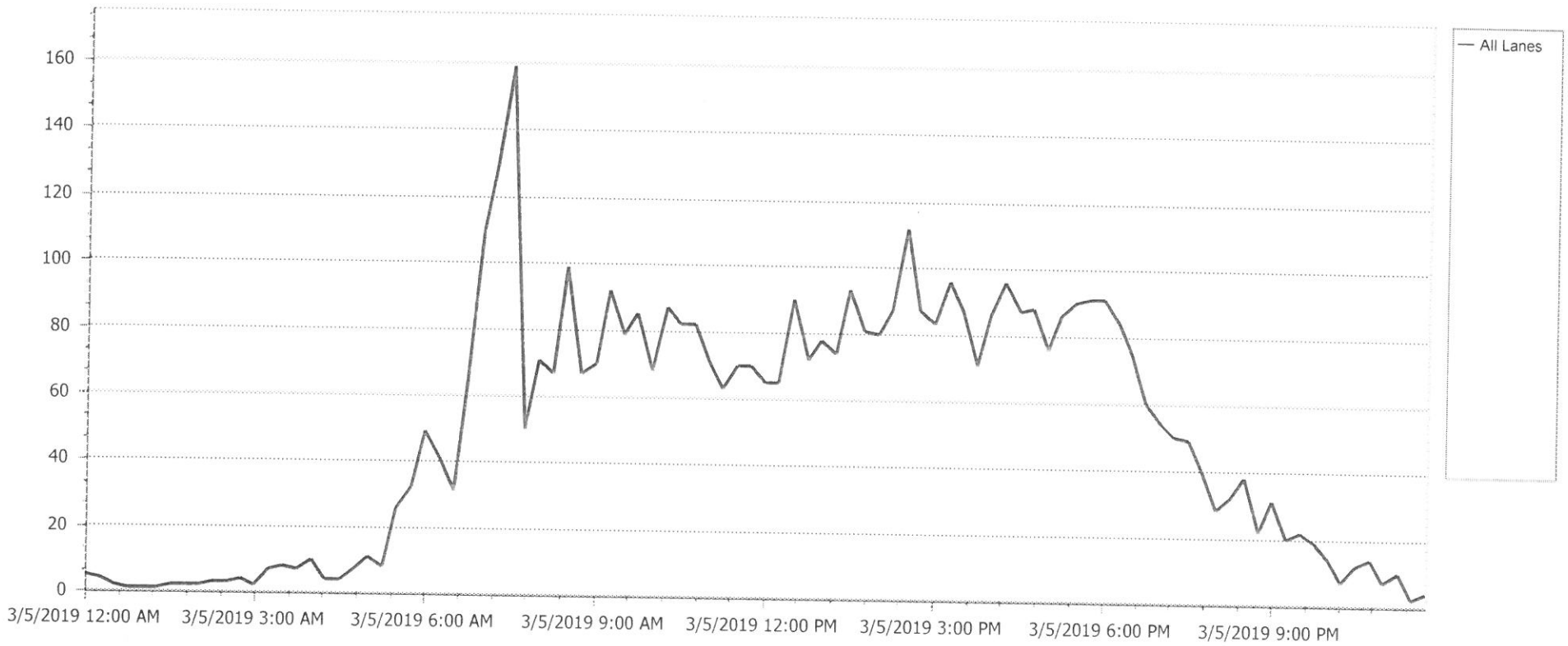
Interval	All Lanes
19:00	88
19:15	47
19:30	66
19:45	51
20:00	50
20:15	94
20:30	77
20:45	48
21:00	28
21:15	26
21:30	52
21:45	28
22:00	21
22:15	16
22:30	16
22:45	13
23:00	13
23:15	10
23:30	14
23:45	5
<b>Daily Total</b>	<b>6897</b>
<b>AM Peak</b>	<b>476 (starting at 10:30:00)</b>
<b>PM Peak</b>	<b>671 (starting at 14:15:00)</b>
<b>Average Interval</b>	<b>72</b>
<b>Maximum in one Interval</b>	<b>215</b>
<b>Grand Total</b>	<b>6897</b>

**PEEK**



### Volume by Lane

Name: Carmalita Btw. Rte 41N & Taylor  
Description: Carmalita Btw. Rte 41N & Taylor  
Site: 000000000308  
Latitude: 0.000000 N  
Started: 3/5/2019 12:00:00 AM  
Station: 000000000308  
Longitude: 0.000000 E  
Ended: 3/5/2019 11:59:59 PM



Tuesday, March 05, 2019

Interval	All Lanes
00:00	5
00:15	4
00:30	2
00:45	1
01:00	1
01:15	1
01:30	2
01:45	2
02:00	2
02:15	3
02:30	3
02:45	4
03:00	2
03:15	7
03:30	8
03:45	7
04:00	10
04:15	4
04:30	4
04:45	7
05:00	11
05:15	8
05:30	26
05:45	32
06:00	49
06:15	41
06:30	31
06:45	65
07:00	110
07:15	130
07:30	159
07:45	50
08:00	71
08:15	67
08:30	99
08:45	67
09:00	70
09:15	92

Tuesday, March 05, 2019

Interval	All Lanes
09:30	79
09:45	85
10:00	68
10:15	87
10:30	82
10:45	82
11:00	72
11:15	63
11:30	70
11:45	70
12:00	65
12:15	65
12:30	90
12:45	72
13:00	78
13:15	74
13:30	93
13:45	81
14:00	80
14:15	87
14:30	112
14:45	87
15:00	83
15:15	96
15:30	87
15:45	71
16:00	86
16:15	96
16:30	87
16:45	88
17:00	76
17:15	86
17:30	90
17:45	91
18:00	91
18:15	84
18:30	75
18:45	60

Tuesday, March 05, 2019

Interval	All Lanes
19:00	54
19:15	50
19:30	49
19:45	40
20:00	28
20:15	32
20:30	38
20:45	22
21:00	31
21:15	20
21:30	22
21:45	19
22:00	14
22:15	7
22:30	12
22:45	14
23:00	7
23:15	10
23:30	2
23:45	4
<b>Daily Total</b>	<b>4821</b>
<b>AM Peak</b>	<b>464 (starting at 06:45:00)</b>
<b>PM Peak</b>	<b>378 (starting at 14:30:00)</b>
<b>Average Interval</b>	<b>50</b>
<b>Maximum in one Interval</b>	<b>159</b>
<b>Grand Total</b>	<b>4821</b>



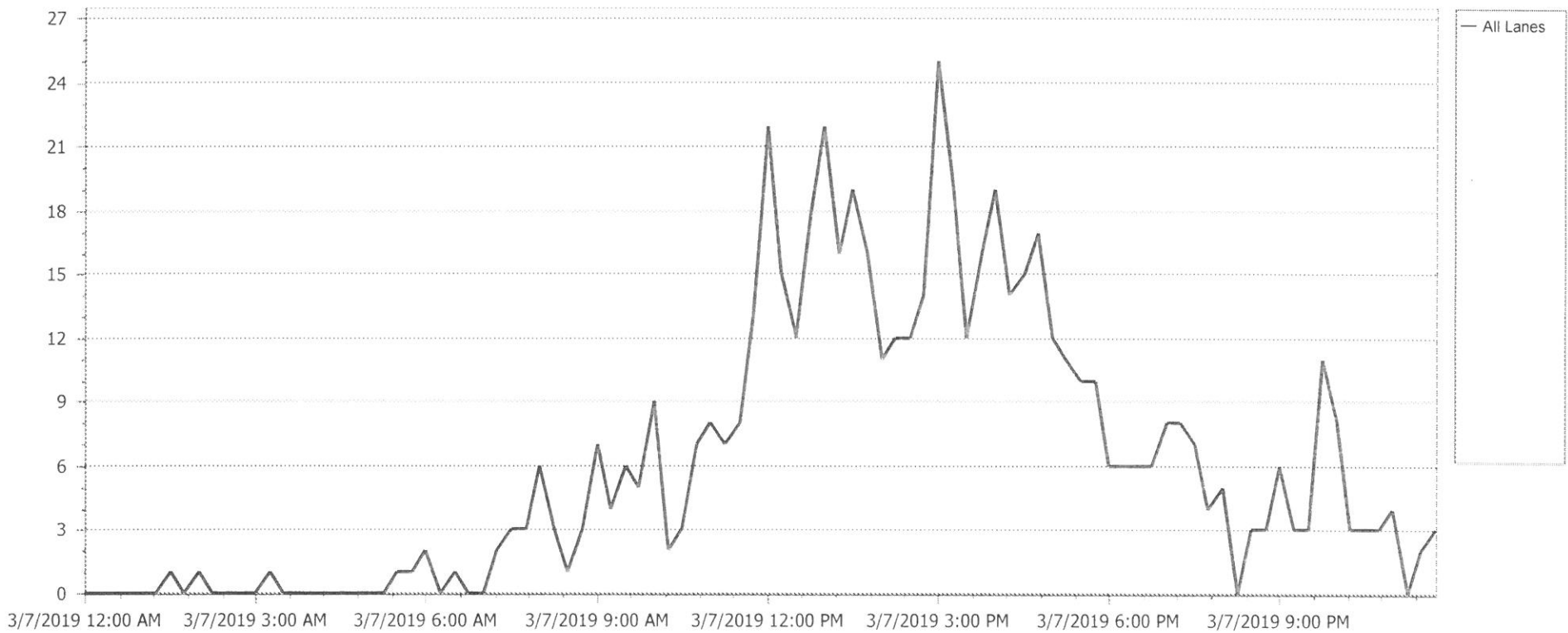




### Volume by Lane

Name: Taylor Btw West Marion & Olympia  
Description: Taylor Btw West Marion & Olympia  
Site: 000000000344  
Latitude: 0.000000 N  
Started: 3/7/2019 12:00:00 AM

Station: 000000000344  
Longitude: 0.000000 E  
Ended: 3/7/2019 11:59:59 PM



Thursday, March 07, 2019

Interval	All Lanes
00:00	0
00:15	0
00:30	0
00:45	0
01:00	0
01:15	0
01:30	1
01:45	0
02:00	1
02:15	0
02:30	0
02:45	0
03:00	0
03:15	1
03:30	0
03:45	0
04:00	0
04:15	0
04:30	0
04:45	0
05:00	0
05:15	0
05:30	1
05:45	1
06:00	2
06:15	0
06:30	1
06:45	0
07:00	0
07:15	2
07:30	3
07:45	3
08:00	6
08:15	3
08:30	1
08:45	3
09:00	7
09:15	4

Thursday, March 07, 2019

Interval	All Lanes
09:30	6
09:45	5
10:00	9
10:15	2
10:30	3
10:45	7
11:00	8
11:15	7
11:30	8
11:45	13
12:00	22
12:15	15
12:30	12
12:45	18
13:00	22
13:15	16
13:30	19
13:45	16
14:00	11
14:15	12
14:30	12
14:45	14
15:00	25
15:15	19
15:30	12
15:45	16
16:00	19
16:15	14
16:30	15
16:45	17
17:00	12
17:15	11
17:30	10
17:45	10
18:00	6
18:15	6
18:30	6
18:45	6

Thursday, March 07, 2019

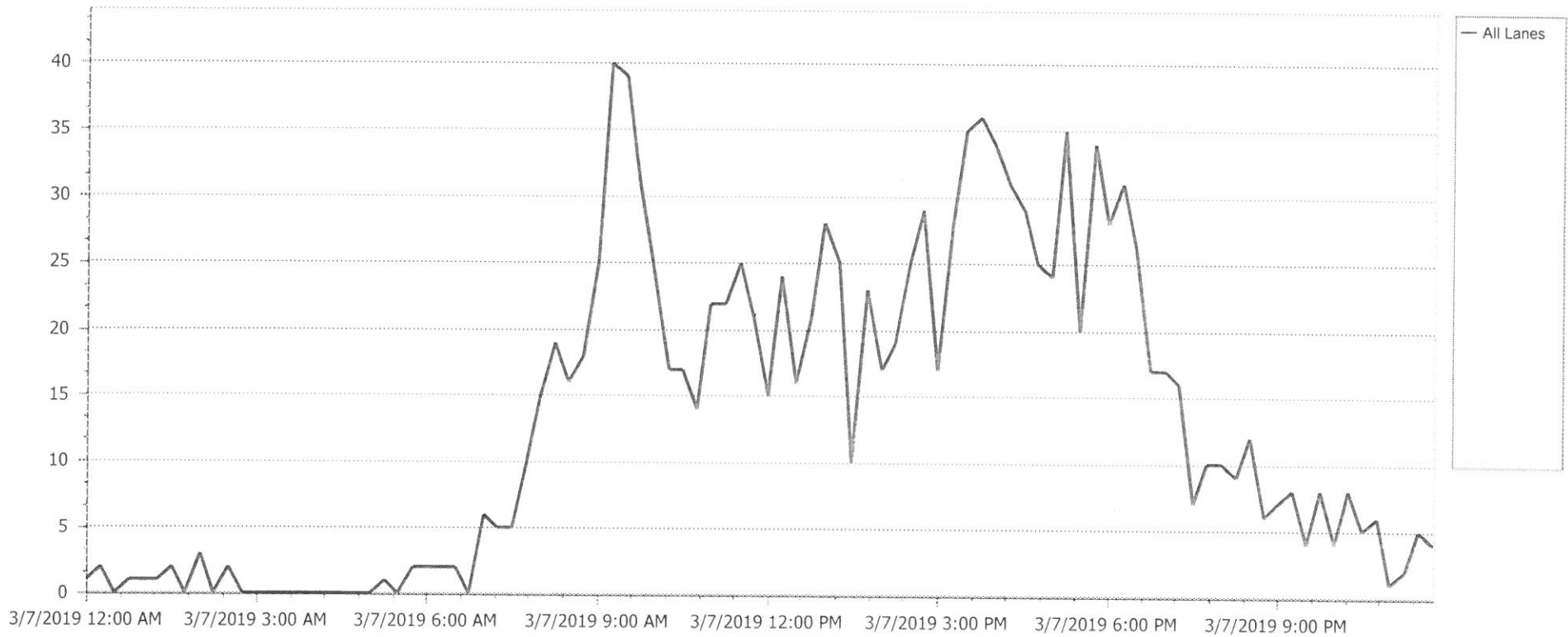
Interval	All Lanes
19:00	8
19:15	8
19:30	7
19:45	4
20:00	5
20:15	0
20:30	3
20:45	3
21:00	6
21:15	3
21:30	3
21:45	11
22:00	8
22:15	3
22:30	3
22:45	3
23:00	4
23:15	0
23:30	2
23:45	3
<b>Daily Total</b>	<b>588</b>
<b>AM Peak</b>	<b>36 (starting at 11:00:00)</b>
<b>PM Peak</b>	<b>75 (starting at 12:45:00)</b>
<b>Average Interval</b>	<b>6</b>
<b>Maximum in one Interval</b>	<b>25</b>
<b>Grand Total</b>	<b>588</b>





### Volume by Lane

Name: Dupont Btw. Elizabeth & West Marion  
Description: Dupont Btw. Elizabeth & West Marion  
Site: 000000000345  
Latitude: 0.000000 N  
Started: 3/7/2019 12:00:00 AM  
Station: 000000000345  
Longitude: 0.000000 E  
Ended: 3/7/2019 11:59:59 PM



Thursday, March 07, 2019

Interval	All Lanes
00:00	1
00:15	2
00:30	0
00:45	1
01:00	1
01:15	1
01:30	2
01:45	0
02:00	3
02:15	0
02:30	2
02:45	0
03:00	0
03:15	0
03:30	0
03:45	0
04:00	0
04:15	0
04:30	0
04:45	0
05:00	0
05:15	1
05:30	0
05:45	2
06:00	2
06:15	2
06:30	2
06:45	0
07:00	6
07:15	5
07:30	5
07:45	10
08:00	15
08:15	19
08:30	16
08:45	18
09:00	25
09:15	40

Thursday, March 07, 2019

Interval	All Lanes
09:30	39
09:45	31
10:00	24
10:15	17
10:30	17
10:45	14
11:00	22
11:15	22
11:30	25
11:45	21
12:00	15
12:15	24
12:30	16
12:45	21
13:00	28
13:15	25
13:30	10
13:45	23
14:00	17
14:15	19
14:30	25
14:45	29
15:00	17
15:15	28
15:30	35
15:45	36
16:00	34
16:15	31
16:30	29
16:45	25
17:00	24
17:15	35
17:30	20
17:45	34
18:00	28
18:15	31
18:30	26
18:45	17

Thursday, March 07, 2019

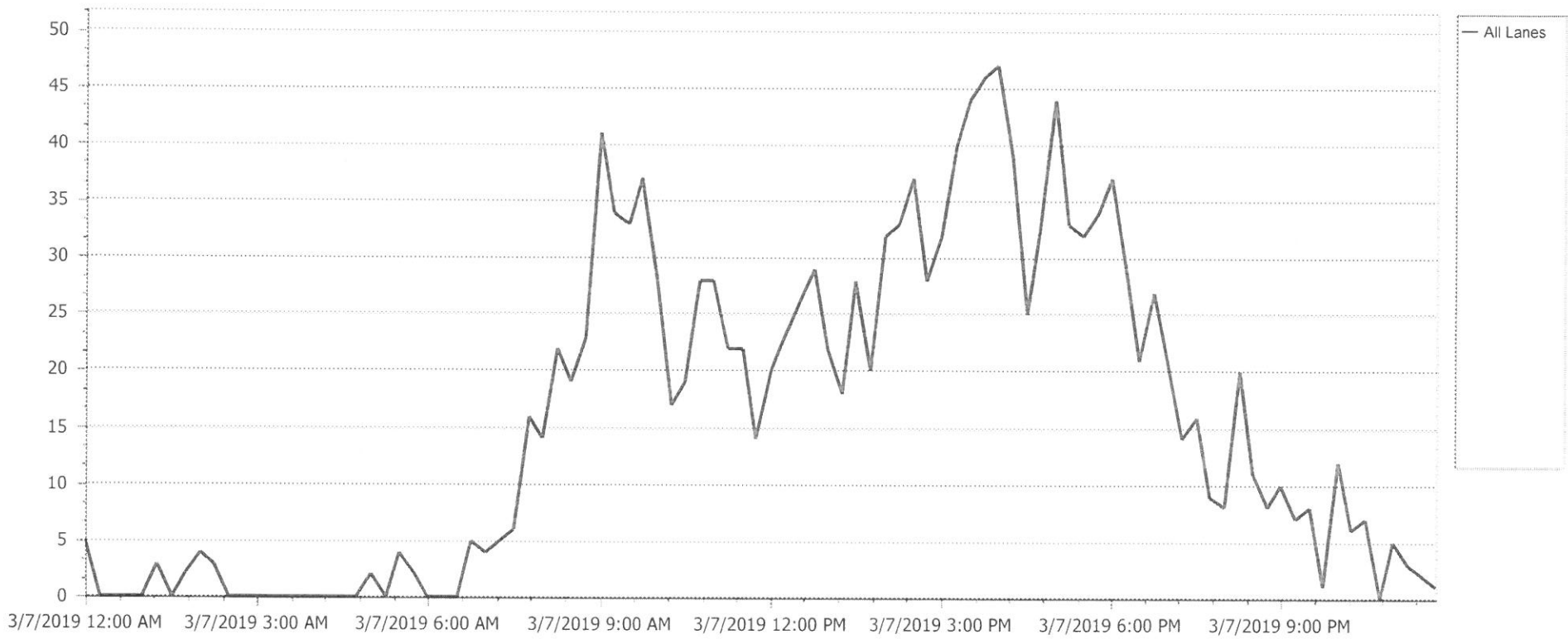
Interval	All Lanes
19:00	17
19:15	16
19:30	7
19:45	10
20:00	10
20:15	9
20:30	12
20:45	6
21:00	7
21:15	8
21:30	4
21:45	8
22:00	4
22:15	8
22:30	5
22:45	6
23:00	1
23:15	2
23:30	5
23:45	4
<b>Daily Total</b>	<b>1264</b>
<b>AM Peak</b>	<b>135 (starting at 09:00:00)</b>
<b>PM Peak</b>	<b>136 (starting at 15:30:00)</b>
<b>Average Interval</b>	<b>13</b>
<b>Maximum in one Interval</b>	<b>40</b>
<b>Grand Total</b>	<b>1264</b>





### Volume by Lane

Name:	Elizabeth Btw. Taylor & Dupont	Station:	00000000346
Description:	Elizabeth Btw. Taylor & Dupont	Longitude:	0.000000 E
Site:	00000000346	Latitude:	0.000000 N
Started:	3/7/2019 12:00:00 AM	Ended:	3/7/2019 11:59:59 PM



Thursday, March 07, 2019

Interval	All Lanes
00:00	5
00:15	0
00:30	0
00:45	0
01:00	0
01:15	3
01:30	0
01:45	2
02:00	4
02:15	3
02:30	0
02:45	0
03:00	0
03:15	0
03:30	0
03:45	0
04:00	0
04:15	0
04:30	0
04:45	0
05:00	2
05:15	0
05:30	4
05:45	2
06:00	0
06:15	0
06:30	0
06:45	5
07:00	4
07:15	5
07:30	6
07:45	16
08:00	14
08:15	22
08:30	19
08:45	23
09:00	41
09:15	34



Thursday, March 07, 2019

Interval	All Lanes
09:30	33
09:45	37
10:00	28
10:15	17
10:30	19
10:45	28
11:00	28
11:15	22
11:30	22
11:45	14
12:00	20
12:15	23
12:30	26
12:45	29
13:00	22
13:15	18
13:30	28
13:45	20
14:00	32
14:15	33
14:30	37
14:45	28
15:00	32
15:15	40
15:30	44
15:45	46
16:00	47
16:15	39
16:30	25
16:45	33
17:00	44
17:15	33
17:30	32
17:45	34
18:00	37
18:15	29
18:30	21
18:45	27



Thursday, March 07, 2019

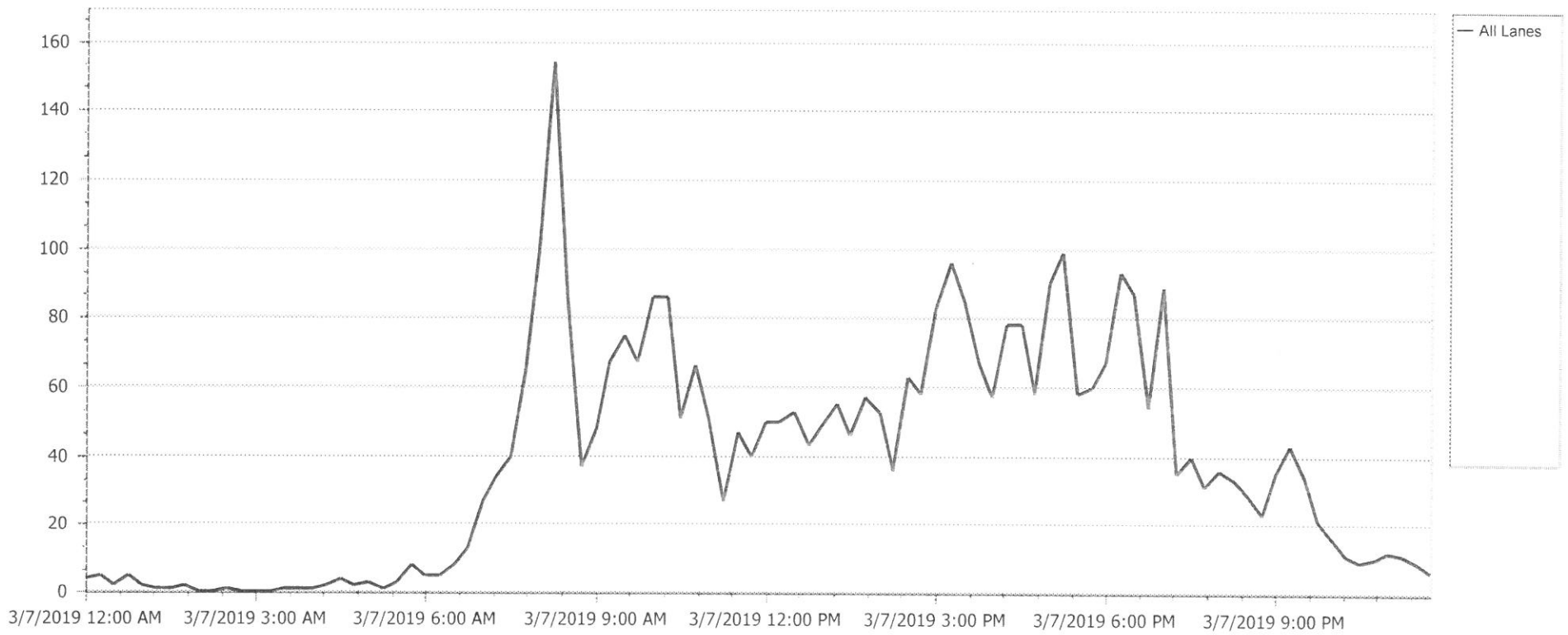
Interval	All Lanes
19:00	20
19:15	14
19:30	16
19:45	9
20:00	8
20:15	20
20:30	11
20:45	8
21:00	10
21:15	7
21:30	8
21:45	1
22:00	12
22:15	6
22:30	7
22:45	0
23:00	5
23:15	3
23:30	2
23:45	1
<b>Daily Total</b>	<b>1509</b>
<b>AM Peak</b>	<b>145 (starting at 09:00:00)</b>
<b>PM Peak</b>	<b>177 (starting at 15:15:00)</b>
<b>Average Interval</b>	<b>16</b>
<b>Maximum in one Interval</b>	<b>47</b>
<b>Grand Total</b>	<b>1509</b>





### Volume by Lane

Name:	Carmalita Btw. Taylor & Cooper	Station:	000000000309
Description:	Carmalita Btw. Taylor & Cooper	Longitude:	0.000000 E
Site:	000000000309	Latitude:	0.000000 N
Started:	3/7/2019 12:00:00 AM	Ended:	3/7/2019 11:59:59 PM



Thursday, March 07, 2019

Interval	All Lanes
00:00	4
00:15	5
00:30	2
00:45	5
01:00	2
01:15	1
01:30	1
01:45	2
02:00	0
02:15	0
02:30	1
02:45	0
03:00	0
03:15	0
03:30	1
03:45	1
04:00	1
04:15	2
04:30	4
04:45	2
05:00	3
05:15	1
05:30	3
05:45	8
06:00	5
06:15	5
06:30	8
06:45	13
07:00	27
07:15	34
07:30	40
07:45	65
08:00	100
08:15	154
08:30	86
08:45	37
09:00	48
09:15	67

Thursday, March 07, 2019

Interval	All Lanes
09:30	75
09:45	67
10:00	86
10:15	86
10:30	51
10:45	66
11:00	51
11:15	27
11:30	47
11:45	40
12:00	50
12:15	50
12:30	53
12:45	43
13:00	49
13:15	55
13:30	46
13:45	57
14:00	53
14:15	36
14:30	63
14:45	58
15:00	83
15:15	96
15:30	85
15:45	67
16:00	57
16:15	78
16:30	78
16:45	58
17:00	90
17:15	99
17:30	58
17:45	60
18:00	67
18:15	93
18:30	87
18:45	54

Thursday, March 07, 2019

Interval	All Lanes
19:00	89
19:15	35
19:30	40
19:45	31
20:00	36
20:15	33
20:30	29
20:45	23
21:00	35
21:15	43
21:30	34
21:45	21
22:00	16
22:15	11
22:30	9
22:45	10
23:00	12
23:15	11
23:30	9
23:45	6
<b>Daily Total</b>	<b>3690</b>
<b>AM Peak</b>	<b>405 (starting at 07:45:00)</b>
<b>PM Peak</b>	<b>331 (starting at 15:00:00)</b>
<b>Average Interval</b>	<b>38</b>
<b>Maximum in one Interval</b>	<b>154</b>
<b>Grand Total</b>	<b>3690</b>



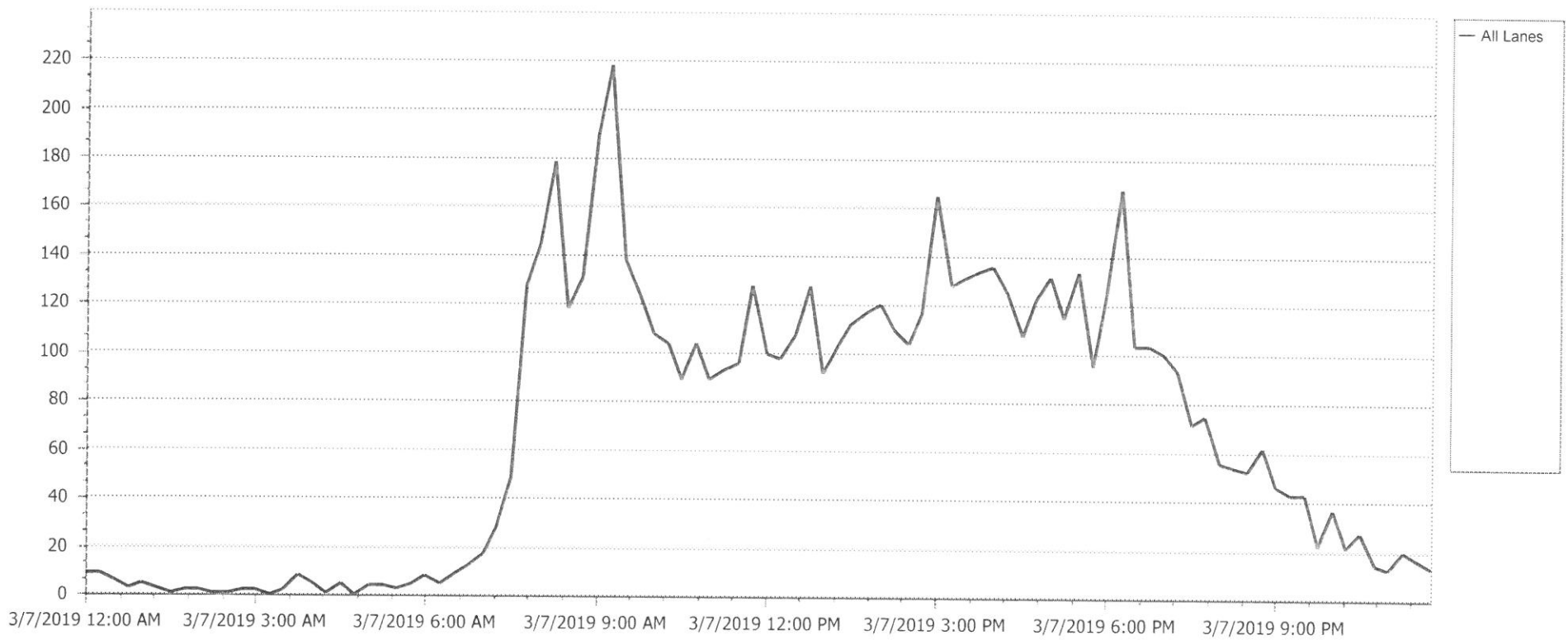




### Volume by Lane

Name: Cooper Btw. Carmalita & Taylor  
Description: Cooper Btw. Carmalita & Taylor  
Site: 00000000310  
Latitude: 0.000000 N  
Started: 3/7/2019 12:00:00 AM

Station: 00000000310  
Longitude: 0.000000 E  
Ended: 3/7/2019 11:59:59 PM



Thursday, March 07, 2019

Interval	All Lanes
00:00	9
00:15	9
00:30	6
00:45	3
01:00	5
01:15	3
01:30	1
01:45	2
02:00	2
02:15	1
02:30	1
02:45	2
03:00	2
03:15	0
03:30	2
03:45	8
04:00	5
04:15	1
04:30	5
04:45	0
05:00	4
05:15	4
05:30	3
05:45	5
06:00	8
06:15	5
06:30	9
06:45	12
07:00	17
07:15	28
07:30	49
07:45	128
08:00	144
08:15	179
08:30	118
08:45	131
09:00	190
09:15	218



Thursday, March 07, 2019

Interval	All Lanes
09:30	138
09:45	125
10:00	108
10:15	104
10:30	89
10:45	104
11:00	89
11:15	93
11:30	96
11:45	128
12:00	100
12:15	98
12:30	107
12:45	128
13:00	92
13:15	103
13:30	112
13:45	117
14:00	120
14:15	110
14:30	104
14:45	117
15:00	165
15:15	128
15:30	131
15:45	134
16:00	136
16:15	125
16:30	107
16:45	122
17:00	132
17:15	115
17:30	134
17:45	95
18:00	126
18:15	168
18:30	103
18:45	103



Thursday, March 07, 2019

Interval	All Lanes
19:00	100
19:15	93
19:30	71
19:45	75
20:00	56
20:15	54
20:30	52
20:45	62
21:00	46
21:15	43
21:30	43
21:45	22
22:00	37
22:15	21
22:30	27
22:45	14
23:00	12
23:15	20
23:30	16
23:45	13
<b>Daily Total</b>	<b>6602</b>
<b>AM Peak</b>	<b>677 (starting at 08:45:00)</b>
<b>PM Peak</b>	<b>558 (starting at 15:00:00)</b>
<b>Average Interval</b>	<b>69</b>
<b>Maximum in one Interval</b>	<b>218</b>
<b>Grand Total</b>	<b>6602</b>

