

TALLAHASSEE

ORLANDO

TAMPA

SARASOTA

**CHARLOTTE
COUNTY**

LAKE
OKEECHOBEE

FT. MYERS

NAPLES

MIAMI

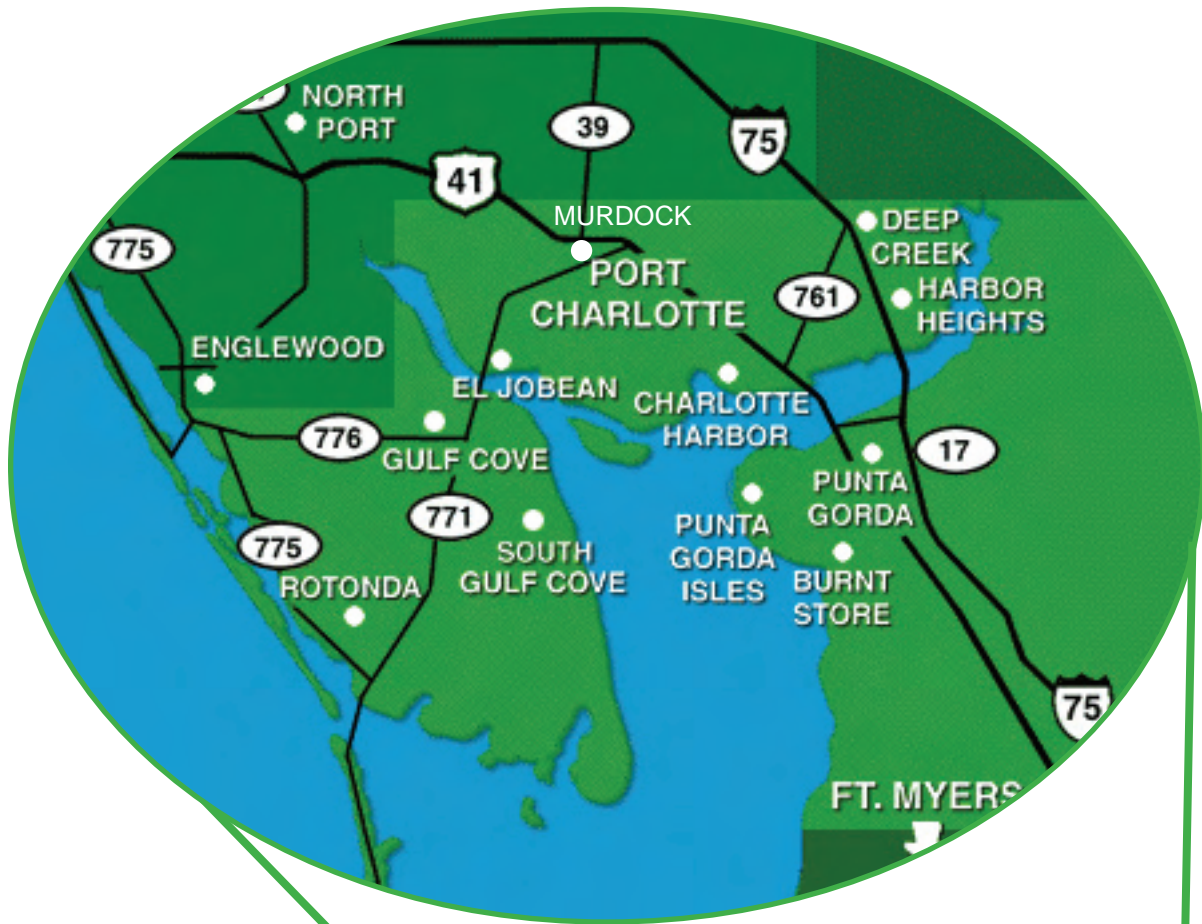
CHARLOTTE COUNTY

Demographic Profile



2010 Edition

WITHIN A 60 MILE RADIUS OF CHARLOTTE COUNTY...

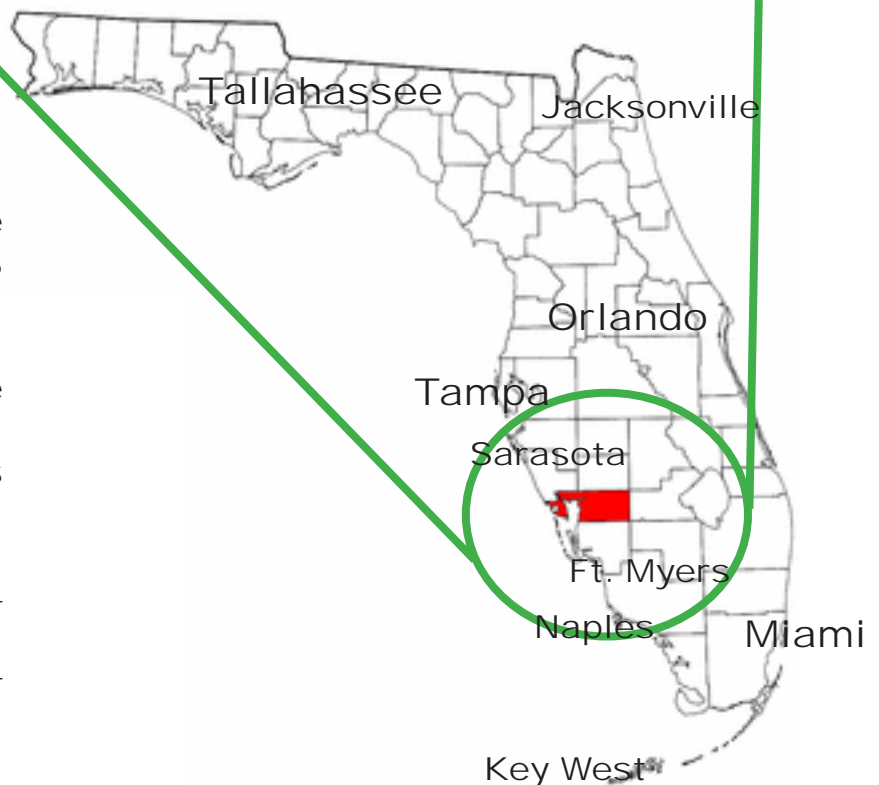


- There is an estimated population of 1.18 million.
- There is a civilian workforce of roughly 540,413 or 45.7% of the population.
- Approximately 20.8% of the population, age 25 and over, has attained a Bachelor's Degree or higher.

Sources: 1) Woods & Poole Economics, Inc. 2008 in cooperation with FGCU's Economic Research Institute.

2) US Census Bureau, ACS 2006-2008.

3) Map courtesy of Charlotte Sun Newspapers.



WELCOME TO CHARLOTTE HARBOR & THE GULF ISLANDS

Established in 1921, Charlotte County is ideally situated on southwest Florida's Gulf Coast. At an altitude ranging up to 25 feet above sea level, Charlotte County's 694 square miles also includes 165 miles of canals, 219 miles of shoreline, 70 parks and recreation areas and 12.5 miles of Gulf Coast beaches.

Possibly the best-kept secret in America, in terms of a potential corporate base, Charlotte County offers a setting that is both business-hospitable and family-friendly. While Charlotte County boasts an unhurried, unspoiled, and undeniably beautiful environment, its greatest assets are unparalleled quality of life and unequalled business opportunities.

- [Trip Advisor](#) ranked Englewood #2 of the Top Ten U.S. Destinations in 2009.
- [Inc.com Magazine](#) ranked Punta Gorda MSA as #43 best overall city and #27 best small city in April 2007.
- [Inc.com Magazine](#) ranked Punta Gorda MSA #17 "Hottest Small City" in May 2006.
- [Forbes Magazine's Milken Institute](#) ranked Punta Gorda MSA the 22nd "Best Performing Small City" in the United States in 2005.
- [Kiplinger's Letter](#) in December 2004, cited that Punta Gorda MSA is among the fastest job growth areas in Florida, now to 2030.
- [Kiplinger's Letter](#) in July 2004, reported that new college grads are abandoning the big cities for small cities and towns, and Port Charlotte is specifically mentioned as one of the premier areas for relocation.
- [Men's Journal](#) "50 Best Places To Live" feature described Punta Gorda's climate as "Utterly, tropically perfect. Always." About the local scene, the magazine stated, "No crime, clean air and lots of free time" in 2002.
- [American Demographics Magazine](#) projects a 55% increase in manufacturing jobs in Charlotte County through 2007.

Charlotte County provides the perfect combination of a skilled labor force, easy access to anywhere in the world, and educational opportunities from pre-kindergarten through doctoral programs.

Relocating and expanding companies recognize Charlotte County for its quality of life, managed growth, economic health, and environment. **These amenities make Charlotte Harbor & The Gulf Islands the perfect place to live, work, and play!**

Table of Contents

<i>Population</i>	3
<i>Employment</i>	5
<i>Industry</i>	8
<i>Wages/Income</i>	9
<i>Banking /</i>	
<i>Cost of Living</i>	10
<i>Education</i>	11
<i>Housing/Real Estate</i>	13
<i>Government/Taxation</i>	14
<i>Transportation</i>	15
<i>Utilities</i>	16
<i>Medical</i>	17
<i>Quality of Life</i>	18



POPULATION CHARACTERISTICS



Median Age

54.7

Source: Bureau of Economic and Business Research 2009

Population per Square Mile

216

Source: Charlotte County Department of Growth Management, 2009

Charlotte County Projected Population by Age

Age Range	2010 Projection	2015 Projection	Numeric Change	Percent Change
0 - 19	25,715	26,119	404	1.6%
20 - 34	15,466	16,627	1,161	7.5%
35 - 54	37,438	38,333	895	2.4%
55 - 64	26,402	34,278	7,876	30.0%
65+	54,467	58,237	3,770	6.9%

Source: Charlotte County Department of Growth Management, 2009

Charlotte County Population (July 2008 Estimate)

Unincorporated	133,717
City of Punta Gorda	16,343
County Total	150,060

Source: US Census Bureau latest available data



Charlotte County Population Trends

2015 projected	173,595
2010 projected	159,488
2005 estimate	154,154
2000 census	141,627
1990 census	110,975

Source: Charlotte County Department of Growth Management, 2009

Charlotte County Long-term Population Projection

Age Range	2010 Projection	2015 Projection	2020 Projection	2025 Projection	2030 Projection
0 - 9	11,547	11,596	12,066	12,977	13,825
10 - 14	7,268	7,084	7,067	7,110	7,547
15 - 19	6,901	7,440	7,271	7,250	7,292
20 - 24	5,193	5,618	6,049	5,774	5,819
25 - 29	4,684	5,695	6,231	6,726	6,516
30 - 34	5,589	5,314	6,285	6,931	7,502
35 - 39	6,955	6,319	5,979	6,959	7,646
40 - 44	8,966	8,143	7,399	6,903	7,809
45 - 49	10,198	10,684	9,965	9,112	8,530
50 - 54	11,319	13,187	14,198	13,787	12,843
55 - 59	13,059	16,617	19,970	22,403	23,063
60 - 64	13,342	17,660	22,744	27,939	32,302
65 - 69	13,968	16,251	20,871	26,848	33,315
70 - 74	13,229	13,833	15,901	20,195	25,949
75 +	27,270	28,153	29,092	31,360	36,464
Total	159,488	173,594	191,088	212,274	236,422

Source: Charlotte County Department of Growth Management, 2009



Exchanged Migration by Area to Charlotte County

Area	Number of In-Migrants	Number of Out-Migrants	Net Migration
Other FL Counties	4,899	4,378	+521
Other States	4,875	4,397	+478
Foreign	75	31	+44
Total	9,849	8,806	+1,043

Source: IRS County Migration Report, 2007-2008, most recent available released November 2009

Florida Counties Total Residential Population Average Annual Rate of Growth 1970 - 2005

Ranking	MSA	Annual Growth Rate
1	Flagler	8.41%
2	Osceola	6.44%
3	Hernando	6.44%
4	Collier	6.06%
5	Citrus	5.58%
6	Charlotte	4.97%
7	Pasco	4.95%
8	Clay	4.80%
9	St. Johns	4.77%
10	Lee	4.72%

Source: Woods & Poole Economics, Inc. 2009 in cooperation with the Regional Economic Research Institute, Florida Gulf Coast University (FGCU)

Florida Counties Total Residential Population Average Annual Rate of Growth 2005 - 2040

Ranking	MSA	Annual Growth Rate
1	Flagler	2.55%
2	Walton	2.54%
3	Osceola	2.49%
4	Santa Rosa	2.44%
5	Sumter	2.26%
6	St. Johns	2.25%
7	Pasco	2.17%
8	Clay	2.14%
9	St. Lucie	2.11%
10	Hernando	2.08%
32	Charlotte	1.41%

Source: Woods & Poole Economics, Inc. 2009 in cooperation with the Regional Economic Research Institute, Florida Gulf Coast University (FGCU)

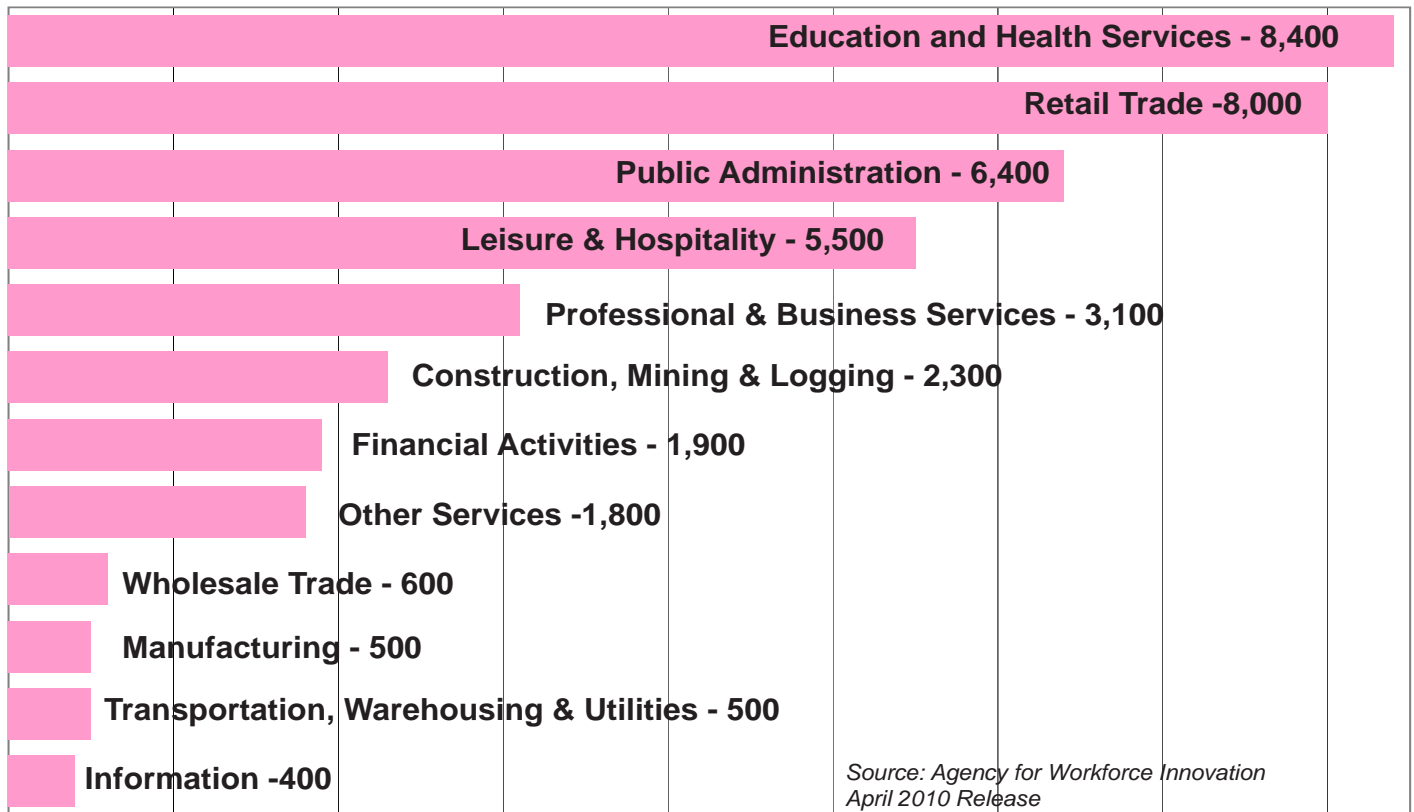
Southwest Florida Population Growth Trends

	2010 Estimate	2013 Projection	2016 Projection
Charlotte County	167,598	173,135	181,855
Collier County	331,811	346,065	371,096
Glades County	11,633	11,859	12,152
Hendry County	42,666	44,204	46,429
Lee County	622,940	658,211	720,258
Sarasota County	396,035	408,830	432,748
Southwest Florida	1,572,683	1,642,304	1,764,538
Florida	18,881,443	19,393,555	20,342,664

Source: Florida State Demographic Estimating Conference December 2009



EMPLOYMENT



Industry	Total Establishments	Number of Employees							
		1-4	5-9	10-19	20-49	50-99	100-249	250+	
Forestry, fishing and agriculture	1	0	1	0	0	0	0	0	
Mining	3	1	0	0	1	1	0	0	
Utilities	8	5	2	0	1	0	0	0	
Construction	712	513	78	68	41	7	4	1	
Manufacturing	65	37	10	11	5	2	0	0	
Wholesale trade	122	83	23	10	5	1	0	0	
Retail trade	575	282	126	90	39	16	20	2	
Transportation and warehousing	75	63	5	5	2	0	0	0	
Information	49	29	10	3	3	2	0	2	
Finance and insurance	238	132	62	30	12	2	0	0	
Real estate, rental and leasing	340	282	40	15	2	1	0	0	
Professional, scientific and technical services	365	273	37	34	17	2	1	1	
Management of companies and enterprises	8	6	1	0	1	0	0	0	
Administration, support, waste management	261	197	24	22	11	4	2	1	
Educational services	28	16	4	5	3	0	0	0	
Health care and social assistance	457	228	130	44	30	11	11	3	
Arts, entertainment and recreation	48	24	5	8	8	3	0	0	
Accommodation and food services	227	79	43	36	44	21	4	0	
Other services	326	209	76	29	10	1	1	0	
Unclassified establishments	12	11	0	1	0	0	0	0	
Total	3,919	2,470	676	411	235	74	43	10	

Source: US Census County Business Pattern 2007

**Unemployment Rates
January 2010**

U.S.	10.6%
Florida	12.2%
Charlotte County	13.8%

Source: Agency for Workforce Innovation,
January 2010



**Labor Force Statistics
January 2010**

Labor Force	68,751
Employed	59,258
Unemployed	9,493
Unemployment Rate	13.8%

Source: Agency for Workforce Innovation,
January 2010

Leading Private Employers in All Sectors

Company	Industry	Company	Industry
Wal-Mart Stores Inc	Retail Trade	Golden Corral Corp	Accommodation and Food Services
Publix Super Markets Inc	Retail Trade	Mariner Health of Port Charlotte	Health Care
Fawcett Memorial Hospital	Health Care	United States Postal Service	Transportation and Warehousing
Port Charlotte HMA LLC	Health Care	JC Penney Corp Inc	Retail Trade
Punta Gorda HMA Inc	Health Care	Don Gasgarth Ford Inc	Retail Trade
Home Depot USA Inc	Retail Trade	Target Corp	Retail Trade
Winn-Dixie Stores Inc	Retail Trade	Charlotte Harbor Land Co Inc	Retail Trade
Charlotte County School Board	Education	Saint Vincent De Paul Co	Retail Trade
Palm Chevrolet-Oldsmobile Inc	Retail Trade	Williams Farms Partnership	Agriculture
Punta Gorda Associates	Health Care	Charlotte County Family YMCA	Arts, Entertainment & Recreation
Dillard's Inc	Retail Trade	Englewood Health Care Associates	Health Care
GMRI Inc	Accommodation and Food Services	Village Place Health & Rehabilitation	Health Care
Sears, Roebuck & Co	Retail Trade	Seabreeze Electric Inc	Construction
Smugglers Enterprises Inc	Accommodation and Food Services	Deep Creek Rehab & Nursing Center	Health Care
Sun Coast Media Group Inc	Arts, Entertainment & Recreation	Riverside Behavioral Center	Health Care
Sweetbay Supermarket	Retail Trade	Adams Bros Cabinetry Inc	Manufacturing
Trans Healthcare Inc	Health Care	A Preferred Nursing Service	Health Care
Old Punta Gorda Inc	Management and Remediation Services	Ambitrans Medical Transport	Health Care
Walgreen Co	Retail Trade	Forsberg Construction Inc	Construction
Lowe's Home Centers Inc	Retail Trade	Global Disaster Recovery Inc	Construction
Dr. Goodroof	Construction	Health Center of Port Charlotte	Health Care
Bon Secours-St Joseph Nursing	Health Care	Marine Contracting Group Inc	Construction
Grant Medical Transportation	Transportation and Warehousing	Murdock Family Medicine	Health Care
Kohl's Corp	Retail Trade	Access For America Inc.	Other Professional Services
ADK Properties	Health Care	Richard Sneed	Accommodation and Food Services
Grant Medical Transportation	Transportation and Warehousing		

Source: Charlotte County Economic Development Office

Southwest Florida Prime Working Age 20 - 54 Years

	2009 Estimate	2010 Projection	2020 Projection	2010-2020 Numeric Change	2010-2020 Percent Change
Charlotte County	58,841	60,009	69,509	9,500	15.83%
Collier County	128,969	131,122	152,833	21,711	16.56%
Glades County	5,453	5,564	6,574	1,010	18.15%
Hendry County	19,145	19,219	19,597	378	1.97%
Lee County	258,996	263,622	304,881	41,266	15.65%
Southwest Florida Florida	471,404 8,644,209	479,536 8,745,141	553,401 9,395,338	73,865 650,197	15.4% 7.43%

Source: Woods & Poole Economics, Inc., 2009 State Profile in cooperation with Economic Research Institute, College of Business, FGCU



Charlotte County Working Age Population Projections

Age	2010	2020	Increase
15-24	12,094	13,320	10.1%
25-44	26,194	25,894	-1.1%
45-64	47,918	66,877	39.6%
Total	86,206	106,091	23.1%

Source: Charlotte County Department of Growth Management, 2009



Florida Counties Total Employment Average Annual Rate of Growth 1970 - 2005

Ranking	County	Annual Growth Rate
1	Flagler	7.73%
2	Osceola	6.99%
3	Seminole	6.70%
4	Collier	6.63%
5	Hernando	6.30%
6	Citrus	6.25%
7	Charlotte	6.13%
8	Clay	6.12%
9	Lee	5.71%
10	Martin	5.70%

Source: Woods & Poole Economics, Inc. 2009 in cooperation with Economic Research Institute, FGCU

Florida Counties Total Employment Average Annual Rate of Growth 2005 - 2040

Ranking	County	Annual Growth Rate
1	Liberty	3.01%
2	Walton	2.73%
3	Osceola	2.47%
4	Flagler	2.42%
5	St. Johns	2.24%
6	Santa Rosa	2.22%
7	Lake	2.22%
8	Sumter	2.20%
9	Clay	2.09%
10	Columbia	2.03%
29	Charlotte	1.65%

Source: Woods & Poole Economics, Inc. 2009 in cooperation with Economic Research Institute, FGCU

INDUSTRY

Ffiteen Fastest Growing Occupations in the Region

(Charlotte, Lee, Hendry, Glades, and Collier Counties)

Occupation	Employment		Annual Percentage Change
	2009	2017	
Computer Software Engineers, Applications	373	528	5.19 %
Veterinary Technologists and Technicians	370	521	5.10 %
Network Systems and Data Communications Analysts	696	972	4.96 %
Interior Designers	363	507	4.96 %
Surveying and Mapping Technicians	550	760	4.77 %
Computer, ATM, and Office Machine Repairers	221	305	4.75 %
Pharmacy Technicians	1,130	1,557	4.72 %
Veterinarians	230	316	4.67 %
Audio and Video Equipment Technicians	210	286	4.52 %
Skin Care Specialists	326	443	4.49 %
Architects, Except Landscape and Naval	290	391	4.35 %
Mobile Heavy Equipment Mechanics, Except Engines	317	427	4.34 %
Paralegals and Legal Assistants	724	966	4.18 %
Manicurists and Pedicurists	679	901	4.09 %
Medical and Public Health Social Workers	247	327	4.05 %

Source: Agency for Workforce Innovation Labor Market Statistics Projection 2009 (latest available data)

Fifteen Fastest Growing Industries in the Region

(Charlotte, Lee, Hendry, Glades, and Collier Counties)

Industry	Employment		Annual Percentage Change
	2009	2017	
Broadcasting (except Internet)	800	1,069	4.20 %
Social Assistance	4,602	6,038	3.90 %
Accommodation	9,386	12,270	3.84 %
Miscellaneous Manufacturing	1,024	1,338	3.83 %
Amusement, Gambling, and Recreation Industries	11,262	14,654	3.76 %
Repair and Maintenance	3,588	4,649	3.70 %
Merchant Wholesalers, Durable Goods	5,284	6,807	3.60 %
Professional, Scientific, and Technical Services	16,554	21,221	3.52 %
Food Services and Drinking Places	34,011	43,459	3.47 %
Air Transportation	549	694	3.30 %
Rental and Leasing Services	1,809	2,287	3.30 %
Furniture and Home Furnishings Stores	3,091	3,889	3.23 %
Waste Management and Remediation Service	1,033	1,300	3.23 %
Specialty Trade Contractors	23,925	30,022	3.19 %
Ambulatory Health Care Services	20,824	25,950	3.08 %

Source: Agency for Workforce Innovation Labor Market Statistics 2009 (latest available data)

WAGES AND INCOME

Average Annual Wage

Charlotte County	\$30,965
Florida	\$39,621

Source: Enterprise Florida Incentives Annual Wage Data, 2010



Per Capita Personal Income

Charlotte County	\$33,510
Florida	\$38,417
United States	\$38,615

Source: Bureau of Economic Analysis, released April 2008

Charlotte County Hourly Earnings for Workers in Selected Occupations

Position	Median Wage	Position	Median Wage
Office		Manufacturing	
Accountant	\$22.17	Assemblers and Fabricators	\$10.81
Administrative Service Manager	38.01	Cabinetmakers and Bench Carpenters	13.64
Billing and Posting Clerks	13.99	First-line Production Supervisor	23.55
Bookkeeping and Accounting Clerks	13.53	Finance, Insurance and Real Estate	
Customer Service Representative	10.53	Financial Manager	38.45
File Clerk	10.66	Insurance Sales Agent	20.14
General and Operations Managers	36.32	Loan Interviewers and Clerks	15.07
General Office Clerk	10.86	Loan Officer	27.91
Payroll and Timekeeping Clerks	15.20	Personal Financial Advisors	28.32
Purchasing Agent	20.92	Real Estate Agent	9.91
Receptionist and Information Clerks	11.03	Teller	12.07
Secretary, Except Legal, Medical & Executive	12.52	Service	
Computers		Bakers	10.62
Computer Programmer	28.10	Cashiers	8.21
Computer Support Specialist	17.28	Cooks, Restaurant	10.44
Computer Systems Analyst	23.82	Dishwasher	8.07
Data Entry Keyer	12.72	Hairdressers	9.39
Construction		Hosts and Hostesses	8.88
Carpenter	14.88	Hotel, Motel and Resort Clerks	9.50
Construction Laborer	10.86	Interior Designers	11.19
Electrician	16.86	Landscaping and Groundskeeping Workers	12.02
Painters, Construction and Maintenance	17.04	Maintenance and Repair Works	12.97
Plumbers, Pipefitters and Steamfitters	21.17	Massage Therapists	16.75
Installation, Maintenance and Repair Workers	9.63	Personal Care and Service Workers	7.95
		Sales Person, Retail	10.59
		Waiters and Waitresses	8.71

Source: Agency for Workforce Innovation, Labor Market Information, 2009 Wage Estimates

BANKING AND COST OF LIVING

Banking Comparison as of December 2008

<u>Institution</u>	<u>Branches</u>	<u>Total Deposits (\$000)</u>	<u>% Market Share</u>
Wachovia Bank	9	745,081	22.59%
Bank of America	7	568,389	17.23%
SunTrust Bank	10	442,358	13.41%
Charlotte State Bank	5	219,302	6.65%
Colonial Bank	3	196,424	5.96%
Bank United	2	195,236	5.92%
Regions Bank	6	175,706	5.33%
Peninsula Bank	3	120,838	3.66%
Englewood Bank	3	106,892	3.24%
First Community Bank of America	3	87,896	2.66%
Florida Community Bank	2	87,838	2.66%
M & I Bank	1	74,650	2.26%
Calusa National Bank	2	72,718	2.20%
Fifth Third Bank	2	59,990	1.82%
Busey Bank	2	57,689	1.75%
National Bank of Southwest Florida	1	23,477	0.71%
Centennial Bank	2	14,598	0.44%
RBC Bank	1	14,394	0.44%
Florida Shores Bank	1	13,379	0.41%
Synovus Bank	1	10,909	0.33%
TrustCo Bank	1	6,421	0.19%
Southern Commerce Bank	1	4,017	0.12%
Charlotte County Total	68	\$ 3,298,202	100.0%

Source: Florida Bankers Association Deposit Study; total may not equal 100.00% due to rounding



Charlotte County Retail Price Level Index (Population Weighted Category Indices) Florida State Average = 100.00

Composite Index	95.26
Food	99.70
Other Goods and Services	100.42
Health Care	98.48
Transportation	96.99
Housing	90.77

Source: Bureau of Economic & Business Research, 2009

Sales Activity in Charlotte County, \$000

	Jan 2010	Dec 2009	Percent Change
Gross Sales	322,153	261,468	23.2%
Taxable Sales	183,654	153,755	19.4%

Source: Southwest Florida Regional Planning Council 2010

EDUCATION

Primary and Secondary Schools

	Public	Private
High Schools	3	6
Middle Schools	4	13
Elementary Schools	10	14
Centers & Technical Schools	4	0

Source: Florida Department of Education & Charlotte County Schools 2009

Follow-up of Prior Year Graduates 2008-2009

Continuing Education	58.1%
Continuing Education while Employed	52.0%
Employed	48.8%

Source: Charlotte County Public Schools, FDOE 2009

Students

Students in Public Schools	16,684
High School	5,266
Middle School	3,850
Elementary School	6,681

Source: Florida Department of Education 2008

Expenditures per Student (Public Schools) \$6,840

Source: Charlotte County Public Schools 2008

Students in Private Schools, 2008-2009 789

Source: FDOE Office of Independent Education and Parental Choice 2008-2009

School Grades

	Percent Tested	Points Earned	2008-2009 Grade
Elementary Schools			
Deep Creek Elementary	100%	602	A
East Elementary	100%	518	B
Kingsway Elementary	100%	605	A
Liberty Elementary	99%	585	A
Meadow Park Elementary	100%	582	A
Myakka River Elementary	100%	553	A
Neil Armstrong Elementary	100%	623	A
Peace River Elementary	100%	514	B
Sallie Jones Elementary	99%	606	A
Vineland Elementary	100%	599	A
Middle Schools			
L.A. Ainger Middle	99%	615	A
Murdock Middle	100%	578	A
Port Charlotte Middle	100%	559	A
Punta Gorda Middle	100%	569	A
High Schools			
Charlotte High	98%	487	D
Lemon Bay High	97%	524	B
Port Charlotte High	98%	537	A

Source: Florida Department of Education 2009

SAT and ACT Test Scores 2008 - 2009

	Charlotte County	Florida
SAT - Mean Score:	1010	995
ACT - Composite Score:	20.2	19.5

Source: Florida Department of Education, Florida School Indicators Report 2009

Graduation Rates 2008 - 2009

Charlotte County	84.3%
Florida	78.6%

Source: Florida Department of Education 2009

Annual School Budget 2008 - 2009

Operational	\$138,759,011
Capital	\$ 58,855,884

Source: Charlotte County Public Schools 2009

Faculty

Number of Teachers	2,321
Average Years of Experience	14.98
Percent of Teachers with Advanced Degrees	64%
National Board Certified Teachers	61
Bachelor's Degree	57%
Master's Degree	40.5%
Specialist Degree	1.1%
Doctorate Degree	1.4%

Source: FDOE 2009 & Charlotte County Public Schools 2010

Area Colleges and Universities

Edison State College - Charlotte Campus, Punta Gorda
Edison State College - Lee Campus, Fort Myers
Florida Gulf Coast University - FGCU Charlotte Center, Punta Gorda
Florida Gulf Coast University - Main Campus, Fort Myers
IMPAC University - Punta Gorda
Manatee Community College - Branch Campus in Sarasota County
New College - Sarasota
Southwest Florida College



There are eight area college and university campuses ranging from Florida Gulf Coast University in Fort Myers to the University of South Florida-New College in nearby Sarasota. In Charlotte County itself, the beautiful campus of Edison State College offers a BAS in Public Safety Management, Bachelor's degree in secondary education, Associate in Arts and Associate in Science degrees, as well as career enhancement and professional certification programs. Separately, the Charlotte Technical Center, administered by the Charlotte County School Board, provides post-secondary education including preparation in industrial, professional, business, and health occupations.

Florida Gulf Coast University

FGCU is the tenth institution in the Florida State University System. Located on 760 acres (plus 500 acres in Buckingham) of carefully restored and preserved wetlands in southeastern Lee County, the campus is conveniently located just east of Interstate 75. With its innovative programs, technology-friendly campus, and outstanding nationally recruited faculty, FGCU has become the University of choice for students from Charlotte, Collier, Glades, Hendry and Lee counties. In addition, FGCU welcomes students from 50 states (including District of Columbia) and 79 countries. FGCU offers 52 undergraduate and 32 graduate degree programs in five colleges: Arts and Sciences, Business, Education, Health Professions, and Professional Studies. One of the fastest growing institutions of higher education in the country, FGCU enjoys double-digit enrollment growth, with student enrollment expected to reach 15,000 by 2015.

Enrollment: Over 11,105
Degrees: A.A., A.S., B.A., B.S., B.S.C.E., B.S. Env.E., B.S.N., B.S.W., M.A., M.S., M.B.A., M.P.A., M.A.T., M.Ed., M.S.N., M.S.W., Ed.S., D.P.T.,
Web Site: www.fgcu.edu

Charlotte Technical Center offers alternative post-secondary education including preparation in industrial, professional, business and health occupations. The Technical Center works with new industry to train workers for specific needs and works in cooperation with Embry Riddle, offering classes in aeronautics. It also works closely with the office of the Federal Job Training Partnership Act, and hosts a permanent outstation of Job Service of Florida.

Web Site: <http://charlottetechcenter.ccps.k12.fl.us>

Job Training Partnership Act (JTPA) gives employers the opportunity to acquire a full-time employee trained under their system, while providing up to 50% of the cost of training. Options include classroom training, customized training, and on-the-job training.

Web Site: www.oppga.state.fl.us/profiles/2032/

Edison State College

Serves the residents of Charlotte County and adjacent areas from a beautiful 200 acre site in Punta Gorda. As part of the Florida Community College system, the Charlotte Campus yearly welcomes approximately 2,500 credit and non-credit students, 400 high school students taking dual-enrollment classes, and students pursuing Bachelor and Graduate Degrees through partnerships with regional colleges and universities. Additional services offered by the Charlotte Campus include:

- BAS in Public Safety Administration, BAS in Supervision and Management, and Bachelor's degrees in Secondary Education and Nursing
- Associate in Arts, Associate in Science, Certificate Programs
- Professional Development and Continuing Education classes
- Educator Preparation Institute
- Career Planning Services
- Charlotte County Family YMCA facility
- Nationally-accredited child care
- Cultural events and meeting room rentals

Web Site: www.edison.edu/charlotte



HOUSING AND REAL ESTATE



Median Home Price 3rd Quarter 2009

Source: National Association of Realtors, Florida Association of Realtors

Charleston, SC	\$195,100
Sarasota, FL	\$185,200
Durham, NC	\$184,300
Greenville, SC	\$145,900
Jacksonville, FL	\$145,700
Daytona Beach, FL	\$126,700
Punta Gorda, FL	\$110,600

	2009
Median Existing Single Family Home Price	\$102,100
Source: Florida Association of Realtors, January 2010	
Median Existing Condo Sales Price	\$74,200
Source: Florida Association of Realtors, January 2010	
Average Apartment Rental Rate (2 Bedroom/2 Bath)	\$727
Source: Charlotte County EDO, 2010	

Homestead Exemption

Florida's Constitution provides that the first \$50,000 of the assessed valuation of an owner-occupied homestead shall be exempt from real property tax.

In Charlotte County 51,606 households out of 210,344 (about 24.5%) properties enjoy the Homestead Exemption.

Source: Charlotte County 2009 Tax Roll

Single-Family Permits

Year	Total Units	Total Cost	Average Unit Cost
2009	429	\$ 98,024,437	\$228,495
2008	486	\$108,018,703	\$222,261
2007	953	\$202,048,548	\$212,013
2006	2,910	\$609,634,876	\$209,497
2005	2,744	\$508,223,640	\$185,213
2004	2,181	\$361,256,538	\$165,638
2003	1,979	\$312,299,577	\$157,807

Source: Charlotte County EDO, 2010

Median Sales Prices January 2010

United States	\$164,700
Florida	\$130,900
Punta Gorda MSA	\$102,100

Source: National Association of Realtors 2010, Florida Association of Realtors 2010

Multi-Family Permits

Year	Permits Issued	Total Units
2009	3	10
2008	29	144
2007	108	456
2006	172	1,110
2005	242	1,763
2004	138	1,106
2003	124	745

Source: Southwest Florida Regional Planning Council 2010



Vacant Land

	Parcels	Total Acreage
Commercial Property	3,750	5,903
Industrial Property	259	1,099

Source: Charlotte County GIS and Property Appraiser

GOVERNMENT AND TAXATION

State Taxes

Business Inventory	None
Corporate Franchise Tax	None
Corporate Income Tax	5.5% of Florida net income
Gasoline Tax	18.8 cents per gallon
Inventory Tax	None
Personal Income Tax	None
Sales Tax	6%

Source: State of Florida's Department of Revenue 2010



Registered Voters

Party	Registered
Democrat	37,551
Republican	49,075
Other	27,974
Total	114,600

Source: Supervisor of Elections March 2010

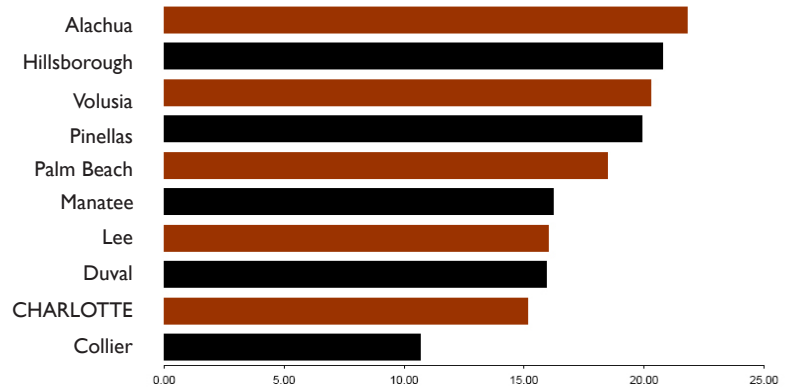
Local Taxes

County Property Tax	One mil equals \$1.00 per \$1,000 property value
Ad Valorem Millage Rates:	
Government	5.9096
Special	2.8756
Schools	6.3600
Total	15.1452

Ad Valorem Tax Exemption	Yes
County/City Income Tax	None
Retail Sales Tax (Local Option)	1%
Tourist Tax (Hotel Rooms)	5%

Sources: State of Florida Tax Book 2009 and Charlotte County 2009

Comparative Countywide Millage of Florida Counties 2009




Source: Florida Tax Book 2009

Local Government

Airport:	Airport Authority
City Officials:	Punta Gorda City Council
County Officials:	Board of County Commissioners
	Clerk of the Circuit Court
	Property Appraiser
	Sheriff
	Supervisor of Elections
	Tax Collector
Public Schools:	School Board


County Seat: Punta Gorda

Punta Gorda MSA is comprised of all of Charlotte County, including the City of Punta Gorda.



State Government

State Representatives	
District 71,	Ken Roberson
District 72,	Paige Kreegel
District 74,	Gary Aubuchon
State Senators	
District 21,	Michael Bennett
District 23,	Nancy Detert
District 27,	Dave Aronberg



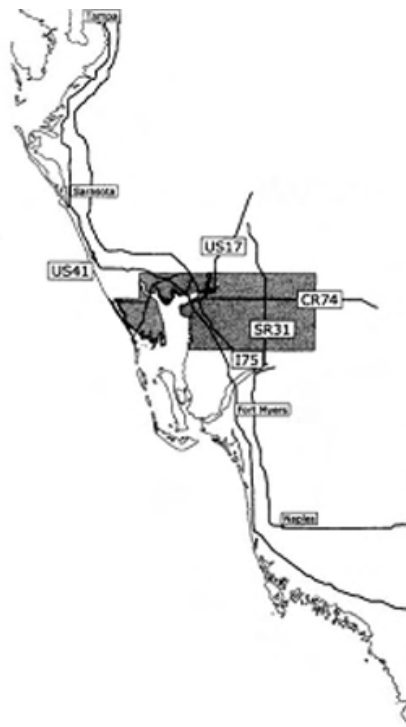
TRANSPORTATION



Distance to Other Major Markets

Metro Area	Miles
Fort Myers	25
Jacksonville	266
Key West	295
Miami	167
Naples	60
Orlando	132
Sarasota	47
Tallahassee	330
Tampa	96

Source: Florida Department of Transportation 2006



Area Highways

Federal Interstate: I-75, the major trucking corridor for the Southeastern United States, provides direct access to Florida's major markets. Situated along I-75, Charlotte County is conveniently located between Miami to the south and Tampa to the north.

Federal Highways:

U.S. Highway 41 (Tamiami Trail)

U.S. Highway 17

State Highways:

State Road 31

State Road 776



Airports

Charlotte County Airport (PGD) is one of the most modern general aviation airports in Southwest Florida. It has two lighted runways, navigational aids and a self-fueling facility. There is a 6,500-foot runway and another 5,000-foot runway. The airport can accommodate various aircraft including larger corporate jets. There are several aircraft maintenance companies on the field along with a restaurant, flight schools and an avionics dealer. Rental cars are available to the flying public. The Charlotte County Airport is host to the annual Florida International Air Show, which is held yearly in late March. It is a large regional event that draws thousands of spectators from all of Southwest Florida.

Commercial flight service is available by DirectAir and Allegiant Air at PGD. DirectAir has daily non-stop flights to Niagara Falls, Kalamazoo, Worcester, Toledo, Allentown, Plattsburg, Chicago/Rockford, and Springfield/Central. Allegiant Air has flights to Knoxville and Greenville-Spartanburg.

Southwest Florida International Airport (RSW) serves more than 7.6 million passengers annually. It has nonstop service to 36 domestic and 3 international cities, with 18 domestic carriers, 3 international carriers and 3 cargo carriers.

Sarasota Bradenton International Airport (SRQ) is a full service international airport with non-stop service to 12 destinations in the USA and Canada on most major airlines.

Tampa International Airport (TPA) is serviced by 26 passenger airlines, which provide nonstop daily service to more than 80 national and international destinations. In addition, there are 9 cargo airlines that service Tampa International Airport.

Bus

Greyhound connects with all major markets.

Dial-A-Ride provides high quality, low cost curb-to-curb public bus service that is safe, convenient, and accessible to all residents of Charlotte County.

Rail

Seminole Gulf Railway has 55 miles of railway; track connects Arcadia in Desoto County to Vanderbilt Beach in Collier County. Freight services available. Passenger Excursions also available from Naples, Fort Myers, Punta Gorda and Arcadia.

UTILITIES

Telephone

CenturyLink's local telephone operations in Florida serve more than 1.4 million access lines in counties throughout the state of Florida, including Charlotte County.

Natural Gas

TECO People's Gas is the largest gas utility in the state and is regulated by the Florida Public Service Commission. People's Gas serves over 330,000 commercial, industrial and residential customers in nearly all of Florida's major population centers. They also offer a variety of energy conservation programs for both commercial and residential customers.

Electric

Florida Power & Light (FPL) is among the largest and fastest-growing electric utilities in the United States. In 2008, the company's average number of customer accounts grew to 4.5 million. They serve some 8 million people – nearly half of Florida's 17 million population – along the eastern seaboard and the southern portion of Florida. Approximately 104,400 of those customers are in Charlotte County. FPL offers a wide variety of conservation programs for residential, commercial and industrial customers.



Environmental and Extension Services

Refuse Collection Services is provided by a County-wide franchised system that provides uniformity of services and rate monitoring. Residential collection is provided twice weekly, in addition to curbside recycling and vegetative waste collection.

Disposal Services is a Class I disposal facility owned and operated by Charlotte County. The facility's existing disposal area has a projected capacity to the year 2026 with 190 acres for future growth. The County's per ton disposal fee is well below the state average of \$42.69 per ton fee.

Mosquito Control is a program provided by the County which incorporates a professional and responsive program to protect the health and safety of our residents.

Water and Wastewater

Charlotte County Utilities (CCU) is a water and wastewater utility that serves approximately 50,000 homes and businesses in Charlotte County. It is a government-owned enterprise which is fully funded by customer rates, not by tax dollars. Savings opportunities (or "profit") are passed through to the benefit of the utility customers. There are several other water and sewer utility companies in Charlotte County; some of which buy their water from CCU.



Florida Power & Light Rate Summary

Rates Effective as of January 2010
Year-Round Rates

	Residential Rate RS-1	Service Non-Demand GS-1	General Service Large Demand GSD-1	General Demand GSLD-1
Customer Charge \$	5.69		9.08	41.37
Demand Charge \$/kWh	0.000		0.000	6.30
Energy Charge ¢/kWh	4.733 (first 1000, \$3.631)	4.189	1.485	1.175
Fuel Charge ¢/kWh	4.857 (first 1000, \$3.857)	4.181	4.181	4.177
ECCR Charge ¢/kWh	0.188	0.186	0.170	0.166
Capacity Charge ¢/kWh	0.621	0.612	1.93	2.31
Environmental Charge ¢/kWh	0.179	0.177	0.157	0.153
Storm Surcharge ¢/kWh	0.259	0.225	0.164	0.135


Source: Florida Power & Light 2010

MEDICAL



Charlotte Regional Medical Center

Physicians: 252 (estimated)
Employees: 950
Beds: 256
Specialties: The Regional Heart Institute, Progressive Care Unit, Interventional Cardiac Care Unit, Critical Care Recovery Unit, Oral and Maxillofacial Surgery, Orthopedic Surgery, Plastic and Reconstructive Surgery, Nutritional Services, Physical Therapy, Stroke Care, Sports Medicine, Rehabilitation, Oncology Program, Emergency Care Center, Wellness Centers, health and fitness clubs, Psychiatric Center and Chemical Dependency Treatment Program.



Fawcett Memorial Hospital

Physicians: 224 (estimated)
Employees: 958
Beds: 238
Specialties: Emergency Care Center, Stroke Center, Oncology Unit, Cardiac Cath Lab, Surgical Care, Orthopedics, 2 Intensive Care Units, Diagnostic Imaging, CARF Accredited Inpatient Rehabilitation Unit, Fawcett Sports and Rehab Services, Wound Management Center, Community Education and Screening Programs, and local Senior Friends sponsor.

Englewood Community Hospital

Physicians: 157 (estimated)
Employees: 416
Beds: 100
Specialties: Englewood Community Hospital (ECH) opened in 1985 and provides a full range of inpatient and outpatient services, including 24 hour emergency care, day surgery, diagnostics, etc. The facility has become nationally recognized for quality care numerous times in recent years.

Englewood Community Hospital is currently ranked among the top 5% of all hospitals nationally, and the #1 provider in the Sarasota-Bradenton Region for stroke care, according to HealthGrades - the Nation's leading healthcare quality company. The facility is the only Accredited Chest Pain Center in Southwest Florida, as recognized by the Society of Chest Pain Centers and Providers. Additionally, ECH has been nationally recognized as a Solucient Top 100 Hospitals on three occasions: for Orthopedics, for Stroke, and for Overall Care.



Peace River Regional Medical Center

Physicians: 307 (estimated)
Employees: 900
Beds: 220
Specialties: Cath Lab, Obstetric and Pediatric Unit, Cancer Unit, Emergency Care Center, Peace River Nursing and Rehabilitation Center on premises, Peace River Home Health.



QUALITY OF LIFE

Climate

Sub Tropical

Temperature:

Annual Min.Average 64.2°

Annual Max.Average 84.3°

Low month is January (54.3°)

High month is August (91.7°)

Annual Rainfall:

Averages 51.72" annually, with 2/3 occurring between June and September.

Annual Snowfall: 0"

Source: Southeast Regional Climate Center

Crime Rate Comparison

County	Crimes per 100,000 people
Orange (Orlando)	6,514.5
Duval (Jacksonville)	6,435.7
Dade (Miami)	6,178.7
Leon (Tallahassee)	5,046.7
Alachua (Gainesville)	4,986.8
Hillsborough (Tampa)	4,694.3
Broward (Ft. Lauderdale)	4,685.5
Bay (Panama City)	4,607.6
Sarasota (Sarasota)	4,162.9
Lee (Ft. Myers)	3,855.2
Charlotte (Port Charlotte/Punta Gorda)	3,339.9

Source: Florida Department of Law Enforcement 2009

Television

Station	Cable	Affiliate
SNN	Cable 6	IND
WBBH	TV 20	NBC
WBSV	TV 62	IND
WFTX	TV 36	FOX
WGCU	TV 30	PBS
WINK	TV 11	CBS
WWSB	TV 40	ABC
WZVN	TV 26	ABC

Radio

WCCF	1580 AM
WENG	1530 AM
WKII	1070 AM
WCVU	104.9 FM
WBCG	98.9 FM
WIKX	92.9 FM
WSEB	91.3 AM
WVIJ	91.7 FM

2009 Tourism Impact

- 300,000 Visitors
- \$1.231 million in Tourist Tax Revenues
- \$313.6 million Direct and Induced Tourism Impact

Source: Charlotte County Visitors Bureau 2009

Newspapers

Charlotte Herald Tribune
Charlotte Sun-Herald
Englewood Herald Tribune
Englewood Sun-Herald

Zip Codes

Port Charlotte

33948 33953

33952 33954

33981

Charlotte Harbor

Punta Gorda, Deep Creek

33950 33980

33955 33982

33983

Rotonda

Cape Haze, Placida

33946 33947

Englewood

34223 34224

El Jobean

33927

Source: United States Postal Service

Charlotte Harbor includes one of the world's largest protected marine estuaries encompassing 270 square miles with 219 miles of natural shoreline. Charlotte Harbor/Gasparilla Sound Aquatic Preserve comprises nearly 80,000 acres of some of the most pristine and productive coastal areas in the state, and a unique network of barrier islands and mangrove forests.

Beaches: Over 12 miles of sandy Gulf beaches share the coastline with the mangrove forests of Charlotte Harbor.

Golf: Choose from over 14 magnificent courses throughout Charlotte County, ranging from executive to championship level.

Parks: Charlotte County features over 70 parks and recreational areas, including a 65,000 acre wildlife management area that was a featured site in the "Florida Wildlife Viewing Guide."

Culture: Art galleries and exhibits, a professional symphony orchestra and theatrical productions throughout the year are just a few of the cultural opportunities available in Charlotte County. A sampling of our cultural resources include:

Charlotte Symphony Orchestra, enhanced through the talents of professional musicians from the area, has become a significantly important segment of the arts community. Concerts have been performed to sold-out audiences at the new Charlotte Performing Arts Center in Punta Gorda.

Visual Arts Center, a not-for-profit organization that opened its doors over 30 years ago, boasts over 800 members, who promote greater knowledge, skills and appreciation of the visual arts through classes, programs, workshops and exhibits.



**CHARLOTTE
COUNTY
ECONOMIC
DEVELOPMENT**
SOUTHWEST FLORIDA

INVESTING IN BUSINESS

ECONOMIC DEVELOPMENT OFFICE

18501 Murdock Circle, Suite 502 • Port Charlotte, Florida 33948

(941) 627-3023 • (800) 729-5836 • Fax: (941) 627-6314

www.FloridaEDO.com • FloridaEDO@charlottefl.com