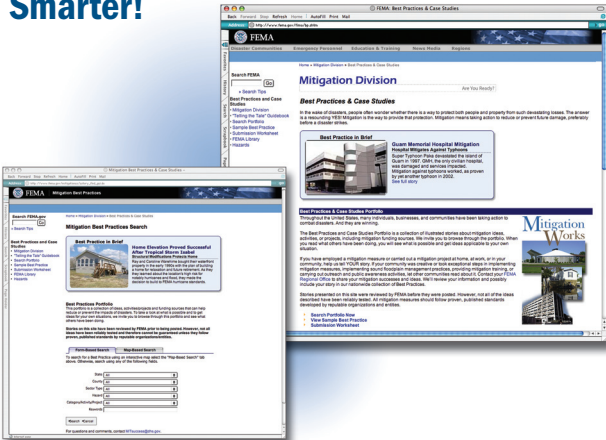


## Make Sure To Mitigate Properly – The First Time

Most communities have building codes and ordinances which guide construction practices. Many of these are designed to reduce your risk from all types of hazards, including floods, earthquakes, high winds, and wildfires.

If you have any questions about local codes or ordinances, and how they may impact mitigation efforts in your home or business, contact a professional or your building official. Either should be able to provide you with the assistance you need to mitigate right the first time.

## Mitigation Begins With You – Learn To Build Stronger, Safer, Smarter!



For more information, visit  
FEMA's Best Practices web pages at  
[www.fema.gov/fima/bp.shtm](http://www.fema.gov/fima/bp.shtm)

To learn more about hazard mitigation measures that you can take to reduce your risk from disasters, visit FEMA's web site ([www.fema.gov](http://www.fema.gov)). Many useful publications are located in the FEMA Library Preparation & Prevention section.

You can also contact the FEMA Regional Office nearest you:

**Region I** (Serving CT, MA, ME, NH, RI, VT)  
99 High St., 6th Floor, Boston, MA 02110  
phone: (617) 956-7559

**Region II** (Serving NJ, NY, PR, VI)  
26 Federal Plaza, Ste. 1307, New York, NY 10278  
phone: (212) 680-3600

**Region III** (Serving DC, DE, MD, PA, VA, WV)  
615 Chestnut St., 6th Floor, Philadelphia, PA 19106  
phone: (215) 931-5669

**Region IV** (Serving AL, FL, GA, KY, MS, NC, SC, TN)  
3003 Chamblee-Tucker Rd., Atlanta, GA 30341  
phone: (770) 220-5200

**Region V** (Serving IL, IN, MI, MN, OH, WI)  
536 South Clark St., Chicago, IL 60605  
phone: (312) 408-5500

**Region VI** (Serving AR, LA, NM, OK, TX)  
Federal Regional Center, 800 N. Loop 288,  
Denton, TX 76209  
phone: (940) 898-5165

**Region VII** (Serving IA, KS, MO, NE)  
2323 Grand Boulevard, Suite 900,  
Kansas City, MO 64108  
phone: (816) 283-7061

**Region VIII** (Serving CO, MT, ND, SD, UT, WY)  
Denver Federal Center, Bldg. 710, Box 25267,  
Denver, CO 80225  
phone: (303) 235-4800

**Region IX** (Serving AZ, CA, HI, NV)  
1111 Broadway, Suite 1200, Oakland, CA 94607  
phone: (510) 627-7100

**Region X** (Serving AK, ID, OR, WA)  
130 228th Street, SW, Bothell, WA 98021  
phone: (425) 487-4600



# Reduce Your Risk From Natural Disasters

## Low-Cost Mitigation Measures



City of Punta Gorda  
[www.pgfloodinfo.us](http://www.pgfloodinfo.us)



FEMA


The term “**mitigation**” describes actions which can help reduce or eliminate your long-term risk from natural disasters. With mitigation, you can avoid losses and reduce your risk of becoming a disaster victim.

There are many low-cost mitigation measures you can take to protect yourself, your home, or your business from losses. For example:

## Flooding

**Move valuables and appliances out of the basement** of your home or business if it is prone to flooding. This will increase the chance that your belongings will remain dry when a flood occurs.

**Elevate the main breaker or fuse box and the utility meters** above the anticipated flood level in your home or business, so that flood water won't damage your utilities.



Elevate Utilities

Flood Mitigation

**Buy flood insurance** to cover the value of your home and its contents. Not only will it give you greater peace of mind, but it will also greatly speed your recovery if a flood occurs. To learn more about flood insurance, contact your insurance company or agent, or call 1-800-427-4661.

## Hurricanes and Tornadoes

**Install hurricane straps** in your home or business to better secure the roof to the walls and foundation. This will reduce the risk of losing your roof to high winds.

**Install and maintain storm shutters** to protect all exposed windows and glass surfaces, and use them when severe weather threatens. Besides protecting against wind, shutters also prevent damage from flying debris.

**Install a safe room** inside your home or business to protect against severe wind hazards.

**Have your home inspected by a building professional** to ensure that roof and other building components are capable of withstanding wind effects.

## Wildfires

**Move shrubs and other landscaping** away from the sides of your home or deck. All too often, homes burn when plantings around them catch fire.

**Install tile or flame-retardant shingles** on your roof, instead of wood shakes or standard shingles. This will reduce the chance that airborne burning debris will end up destroying your home.

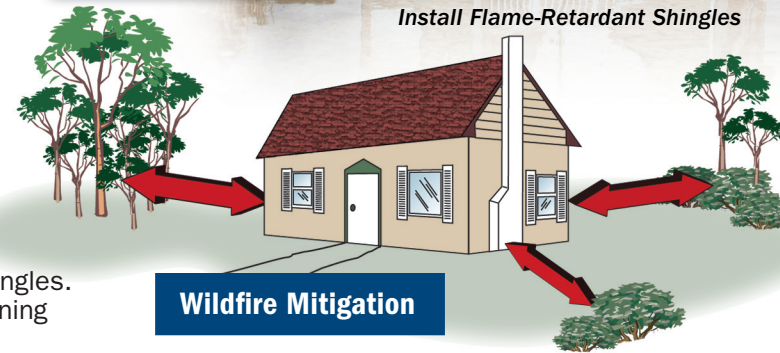
**Clear dead brush and grass from your property** so that it will not provide fuel for a spreading fire.



Install Storm Shutters

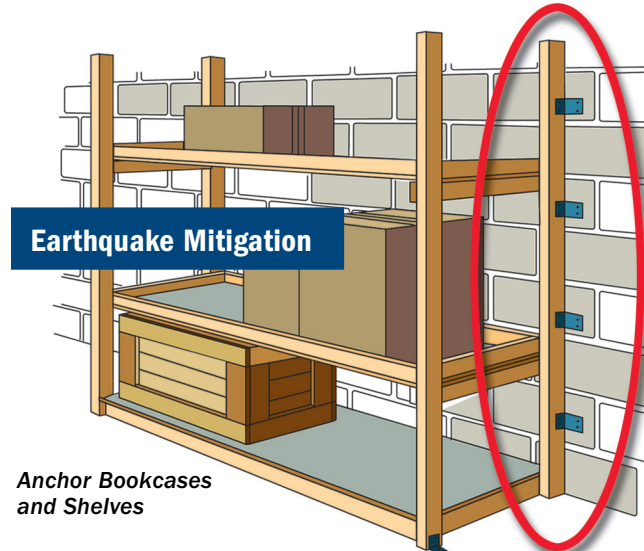
Wind Mitigation

Install Flame-Retardant Shingles



Wildfire Mitigation

Move Vegetation Away From Your Home



Earthquake Mitigation

Anchor Bookcases and Shelves

## Earthquakes

**Bolt or strap cupboards, bookcases, and shelves to the wall**, and keep heavy objects on the lower shelves. This will reduce both damages and the possibility of injury to those in your home or business.

**Strap your water heater to a nearby wall** using bands of perforated steel. If a gas water heater falls during an earthquake, it could break the gas line and start a fire.

**Install bolts to connect your home to its foundation.** The cost of an anchor bolt is inexpensive and can prevent thousands of dollars of damage. Have anchor bolts installed every six feet around the perimeter of your home.