

March 17, 2024

**SENT VIA EMAIL**


City Council  
City of Punta Gorda  
c/o Kristin Simeone, Finance Director  
326 W. Marion Avenue  
Punta Gorda, FL 33950

**RE: CITY OF PUNTA GORDA POLICE OFFICERS' RETIREMENT SYSTEM**  
**ANNUAL REPORT OF INVESTMENT ACTIVITY**

Dear City Council:

In accordance with Section 112.661(15), Florida Statutes, please find enclosed the annual report of investment activity of the City of Punta Gorda Police Officers' Retirement System. This report includes investments in the portfolio as of September 30, 2023, listed by class or type, book value, income earned and market value as of the stated date. This report must also be made available to the public.

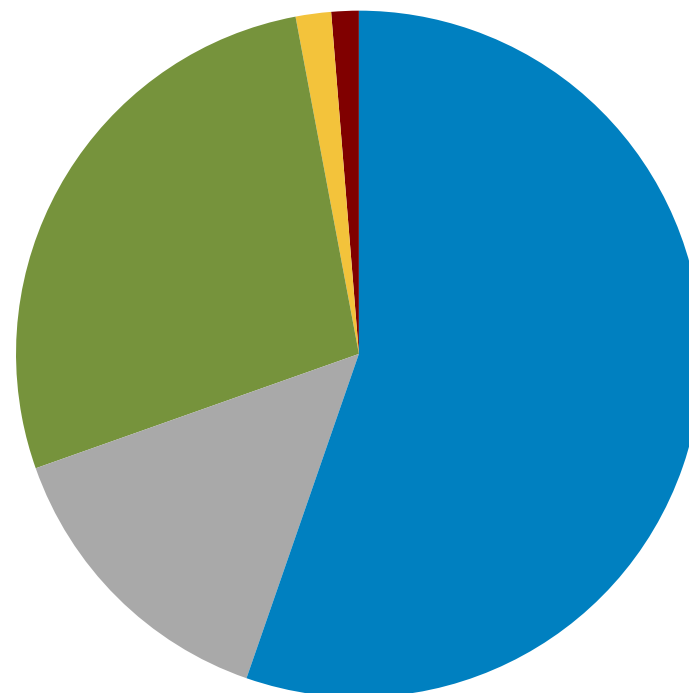
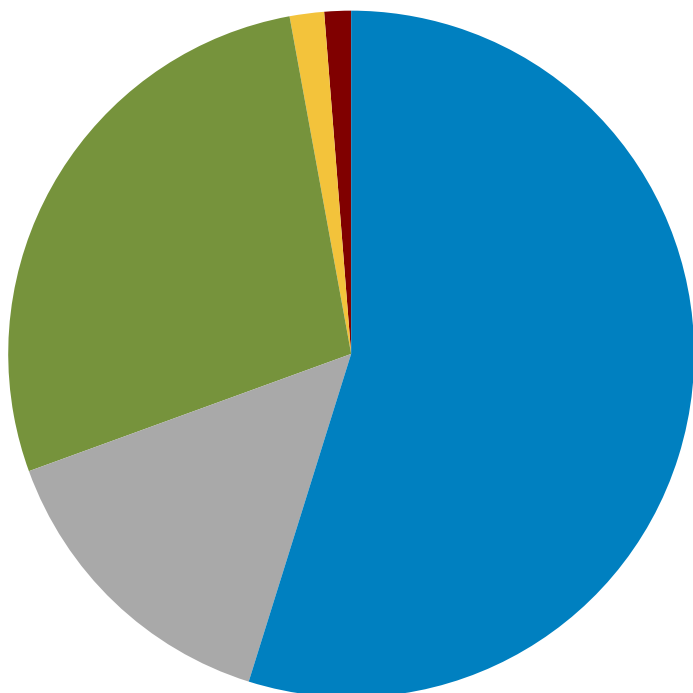
Thank you,



Christine Stoker  
Plan Administrator

Asset Allocation By Segment as of  
June 30, 2023 : \$22,920,088

Asset Allocation By Segment as of  
September 30, 2023 : \$21,970,061

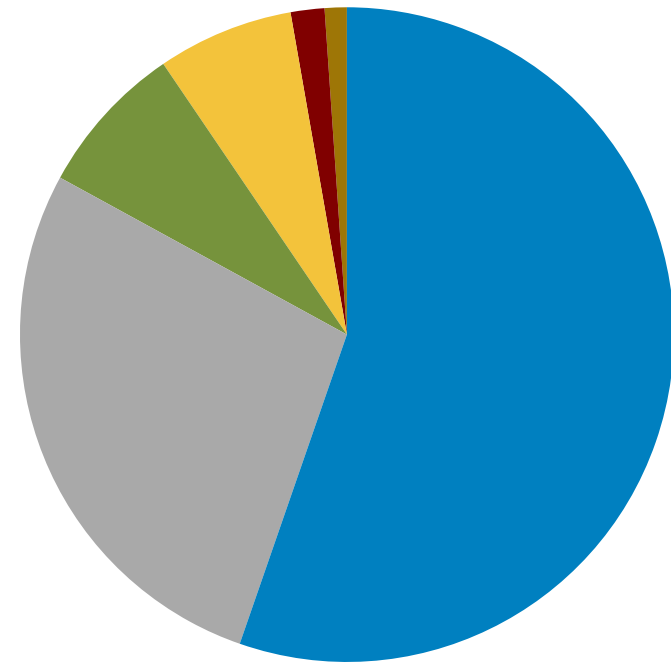
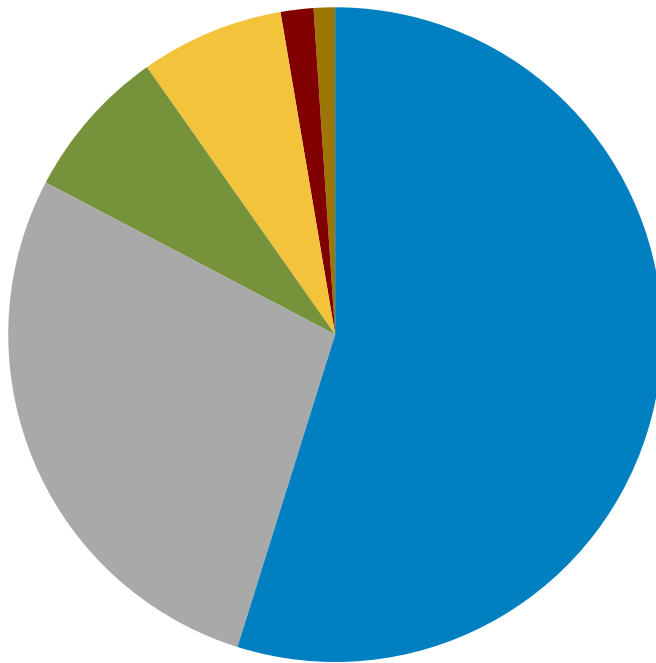


Allocation			Allocation		
Segments	Market Value	Allocation	Segments	Market Value	Allocation
■ Domestic Equity	12,566,870	54.8	■ Domestic Equity	12,153,470	55.3
■ International Equity	3,352,017	14.6	■ International Equity	3,136,836	14.3
■ Domestic Fixed Income	6,340,823	27.7	■ Domestic Fixed Income	6,028,878	27.4
■ Global Fixed Income	371,931	1.6	■ Global Fixed Income	366,455	1.7
■ Cash Equivalent	288,448	1.3	■ Cash Equivalent	284,422	1.3



Asset Allocation By Manager as of  
Jun-2023 : \$22,920,088

Asset Allocation By Manager as of  
Sep-2023 : \$21,970,061



Allocation	Market Value	Allocation	Allocation	Market Value	Allocation
Vanguard Total Stock Market Index (VITSX)	12,566,870	54.8	Vanguard Total Stock Market Index (VITSX)	12,153,470	55.3
Garcia Hamilton Fixed Income	6,386,928	27.9	Garcia Hamilton Fixed Income	6,072,473	27.6
Vanguard Total Int'l Stock (VTIAX)	1,726,560	7.5	Vanguard Total Int'l Stock (VTIAX)	1,657,180	7.5
WCM Focused International Growth Instl (WCMIX)	1,625,457	7.1	WCM Focused International Growth Instl (WCMIX)	1,479,656	6.7
Vanguard Total Int'l Bond (VTABX)	371,931	1.6	Vanguard Total Int'l Bond (VTABX)	366,455	1.7
R&D	242,343	1.1	R&D	240,826	1.1



Financial Reconciliation Fiscal Year to Date									
	Market Value 10/01/2022	Net Transfers	Contributions	Distributions	Management Fees	Other Expenses	Income	Apprec./ Deprec.	Market Value 09/30/2023
<b>Total Equity Composite</b>	<b>12,784,256</b>	<b>-96,000</b>	-	-	-	-	<b>243,991</b>	<b>2,358,060</b>	<b>15,290,307</b>
Vanguard Total Stock Market Index (VITSX)	10,156,782	-96,000	-	-	-	-	192,597	1,900,091	12,153,470
WCM Focused International Growth Instl (WCMIX)	1,251,741	-	-	-	-	-	1,489	226,427	1,479,656
Vanguard Total Int'l Stock (VTIAX)	1,375,733	-	-	-	-	-	49,905	231,542	1,657,180
<b>Total Fixed Income Composite</b>	<b>6,472,900</b>	-	-	-	<b>-15,744</b>	<b>-4,072</b>	<b>212,996</b>	<b>-227,153</b>	<b>6,438,928</b>
Garcia Hamilton Fixed Income	6,114,236	-	-	-	-15,744	-4,072	205,677	-227,625	6,072,473
Vanguard Total Int'l Bond (VTABX)	358,664	-	-	-	-	-	7,319	471	366,455
<b>R&amp;D</b>	<b>318,441</b>	<b>96,000</b>	<b>1,097,948</b>	<b>-1,194,625</b>	-	<b>-87,056</b>	<b>10,119</b>	-	<b>240,826</b>
<b>Total Fund</b>	<b>19,575,597</b>	-	<b>1,097,948</b>	<b>-1,194,625</b>	<b>-15,744</b>	<b>-91,128</b>	<b>467,107</b>	<b>2,130,906</b>	<b>21,970,061</b>