

May 7, 2024

SENT VIA EMAIL


City Council
City of Punta Gorda
c/o Kristin Simeone, Finance Director
326 W. Marion Avenue
Punta Gorda, FL 33950

**RE: CITY OF PUNTA GORDA FIREFIGHTERS' RETIREMENT SYSTEM -
ANNUAL REPORT OF INVESTMENT ACTIVITY**

Dear City Council:

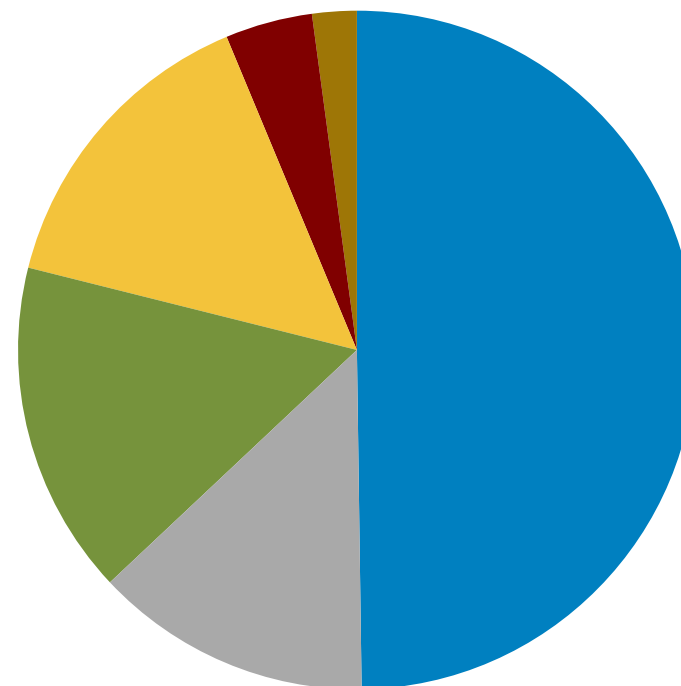
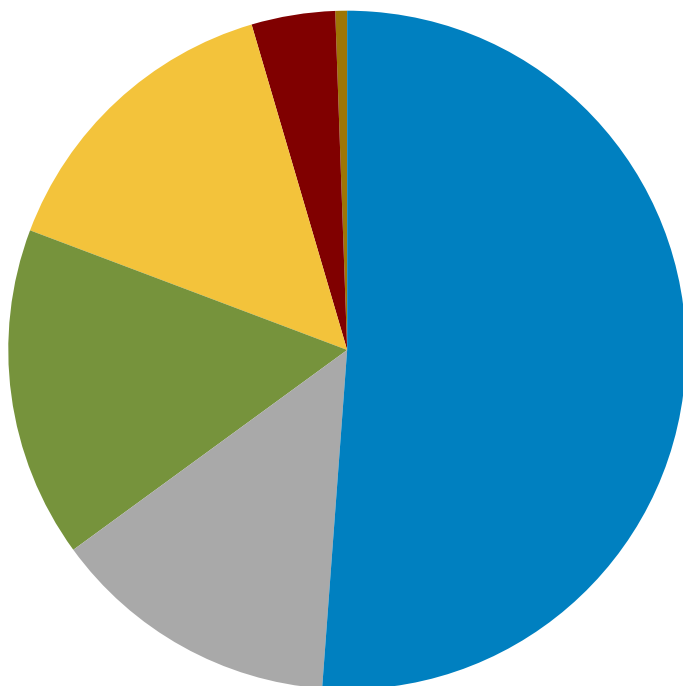
In accordance with Section 112.661(15), Florida Statutes, please find enclosed the annual report of investment activity of the City of Punta Gorda Firefighters' Retirement System. This report includes investments in the portfolio as of September 30, 2023, listed by class or type, book value, income earned and market value as of the stated date. This report must also be made available to the public.

Thank you,


Christine Stoker
Plan Administrator

Asset Allocation By Segment as of
 June 30, 2023 : \$21,031,314

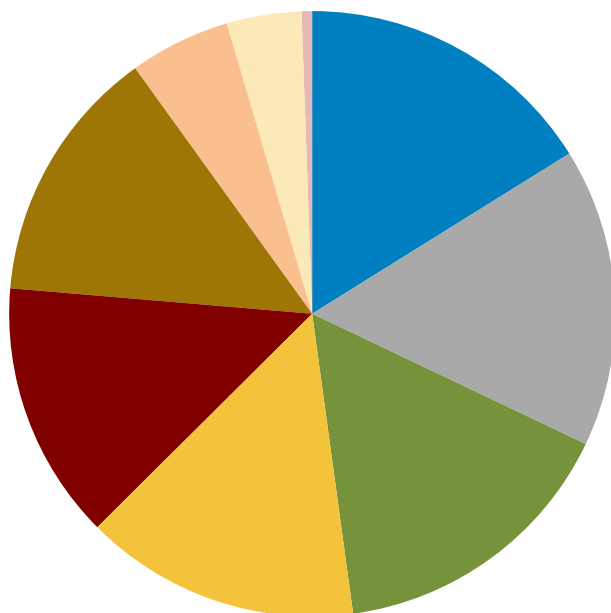
Asset Allocation By Segment as of
 September 30, 2023 : \$20,562,582



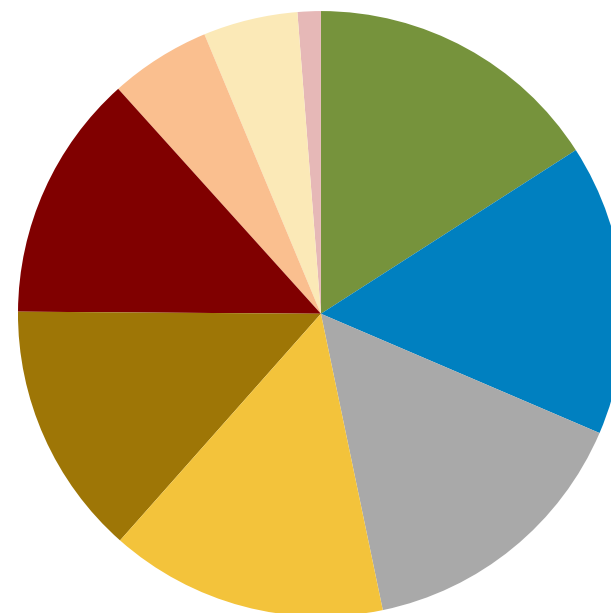
Allocation			Allocation		
Segments	Market Value	Allocation	Segments	Market Value	Allocation
Domestic Equity	10,763,852	51.2	Domestic Equity	10,235,608	49.8
International Equity	2,901,869	13.8	International Equity	2,718,220	13.2
Domestic Fixed Income	3,314,769	15.8	Domestic Fixed Income	3,270,651	15.9
Real Estate	3,093,045	14.7	Real Estate	3,046,330	14.8
Infrastructure	839,084	4.0	Infrastructure	854,453	4.2
Cash Equivalent	118,695	0.6	Cash Equivalent	437,320	2.1



Asset Allocation By Manager as of
Jun-2023 : \$21,031,314



Asset Allocation By Manager as of
Sep-2023 : \$20,562,582



Allocation	Market Value	Allocation	Allocation	Market Value	Allocation
Dodge & Cox Stock Fund (DODGX)	3,391,036	16.1	Western Asset Intermediate Bond (WABSX)	3,270,651	15.9
Allspring Growth (SGRHX)	3,355,863	16.0	Dodge & Cox Stock Fund (DODGX)	3,194,369	15.5
Western Asset Intermediate Bond (WABSX)	3,314,769	15.8	Allspring Growth (SGRHX)	3,142,997	15.3
Intercontinental Real Estate	3,093,045	14.7	Intercontinental Real Estate	3,046,330	14.8
American Funds EuroPacific Gr R6 (RERGX)	2,901,869	13.8	Vanguard Index 500 Admiral (VFIAX)	2,790,612	13.6
Vanguard Index 500 Admiral (VFIAX)	2,885,284	13.7	American Funds EuroPacific Gr R6 (RERGX)	2,718,220	13.2
Eaton Vance Atlanta Capital SMID Cap (ERASX)	1,131,668	5.4	Eaton Vance Atlanta Capital SMID Cap (ERASX)	1,107,630	5.4
Brookfield BSIP Access Fund	839,084	4.0	Brookfield BSIP Access Fund	1,036,953	5.0
R&D	118,695	0.6	R&D	254,820	1.2



Financial Reconciliation Fiscal Year to Date									
	Market Value 10/01/2022	Net Transfers	Contributions	Distributions	Management Fees	Other Expenses	Income	Apprec./ Deprec.	Market Value 09/30/2023
Total Equity Composite	10,709,578	50,000	-	-	-	-	78,966	2,115,284	12,953,828
Vanguard Index 500 Admiral (VFIAX)	2,295,548	-	-	-	-	-	31,927	463,138	2,790,612
Dodge & Cox Stock Fund (DODGX)	2,800,706	-200,000	-	-	-	-	36,214	557,448	3,194,369
Allspring Growth (SGRHX)	2,376,279	250,000	-	-	-	-	-	516,718	3,142,997
Eaton Vance Atlanta Capital SMID Cap (ERASX)	965,045	-	-	-	-	-	-	142,585	1,107,630
American Funds EuroPacific Gr R6 (RERGX)	2,272,001	-	-	-	-	-	10,825	435,394	2,718,220
Total Fixed Income Composite	3,190,469	-	-	-	-	-	91,572	-11,390	3,270,651
Western Asset Intermediate Bond (WABSX)	3,190,469	-	-	-	-	-	91,572	-11,390	3,270,651
Total Infrastructure Composite	792,783	182,500	-	-	-8,766	-	38,783	31,653	1,036,953
Brookfield BSIP Access Fund	792,783	182,500	-	-	-8,766	-	38,783	31,653	1,036,953
Total Real Estate Composite	3,986,705	-331,519	-	-	-25,087	-	36,187	-619,956	3,046,330
Intercontinental Real Estate	3,986,705	-331,519	-	-	-25,087	-	36,187	-619,956	3,046,330
R&D	195,242	99,019	902,932	-873,724	-	-81,690	12,593	449	254,820
Total Fund	18,874,777	-	902,932	-873,724	-33,853	-81,690	258,101	1,516,039	20,562,582

