

February 8, 2023

SENT VIA EMAIL


City Council
City of Punta Gorda
c/o Kristin Simeone, Finance Director
326 W. Marion Avenue
Punta Gorda, FL 33950

RE: CITY OF PUNTA GORDA POLICE OFFICERS' RETIREMENT SYSTEM
ANNUAL REPORT OF INVESTMENT ACTIVITY

Dear City Council:

In accordance with Section 112.661(15), Florida Statutes, please find enclosed the annual report of investment activity of the City of Punta Gorda Police Officers' Retirement System. This report includes investments in the portfolio as of September 30, 2022, listed by class or type, book value, income earned and market value as of the stated date. This report must also be made available to the public.

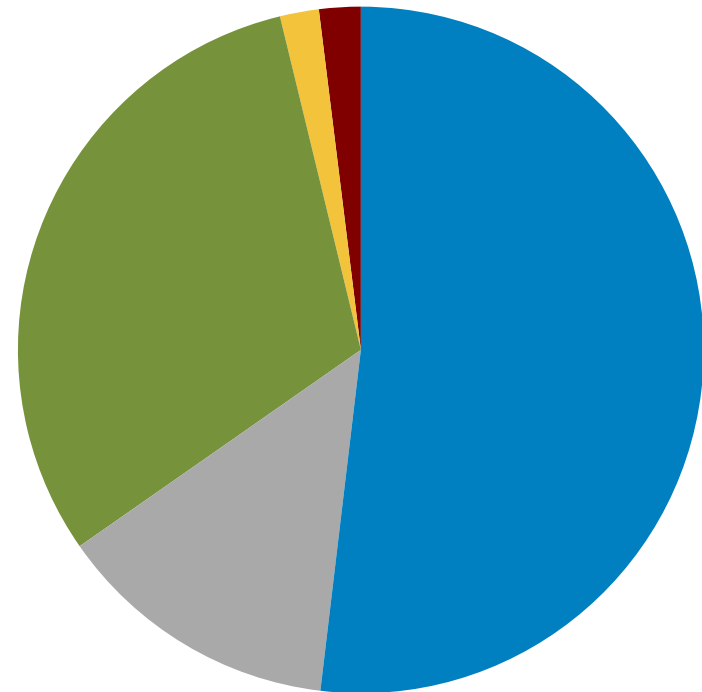
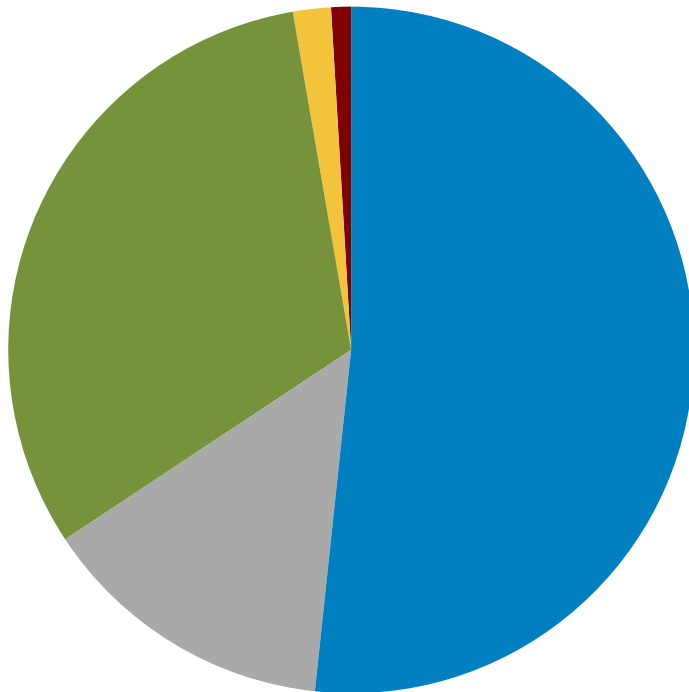
Thank you,



Christine Stoker
Plan Administrator

Asset Allocation By Segment as of
June 30, 2022 : \$20,692,186

Asset Allocation By Segment as of
September 30, 2022 : \$19,574,706

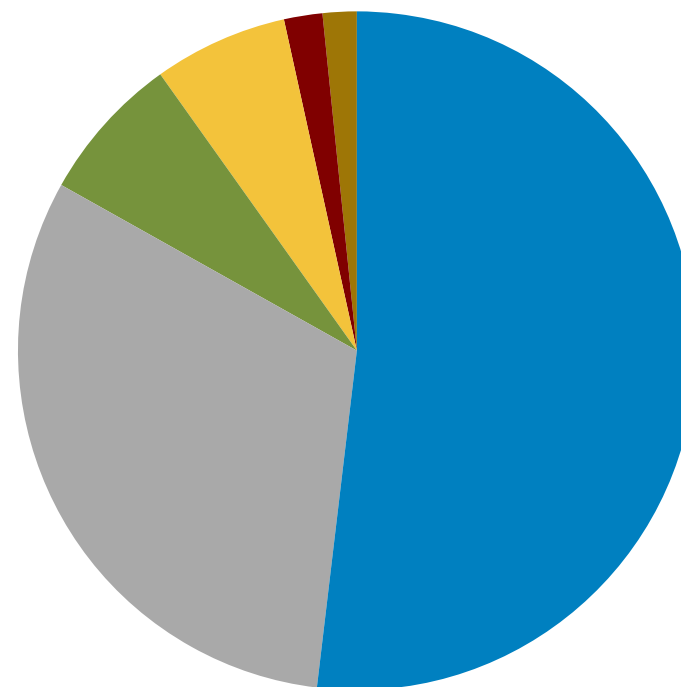
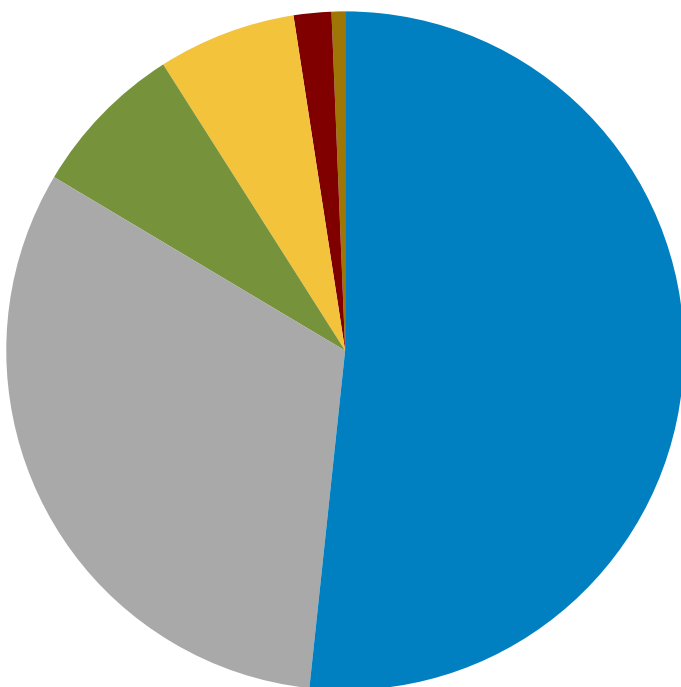


| Allocation | | | Allocation | | |
|-------------------------|--------------|------------|-------------------------|--------------|------------|
| Segments | Market Value | Allocation | Segments | Market Value | Allocation |
| ■ Domestic Equity | 10,695,316 | 51.7 | ■ Domestic Equity | 10,156,782 | 51.9 |
| ■ International Equity | 2,899,319 | 14.0 | ■ International Equity | 2,627,473 | 13.4 |
| ■ Domestic Fixed Income | 6,532,402 | 31.6 | ■ Domestic Fixed Income | 6,047,467 | 30.9 |
| ■ Global Fixed Income | 370,947 | 1.8 | ■ Global Fixed Income | 358,664 | 1.8 |
| ■ Cash Equivalent | 194,202 | 0.9 | ■ Cash Equivalent | 384,319 | 2.0 |



Asset Allocation By Manager as of
 June 30, 2022 : \$20,692,186

Asset Allocation By Manager as of
 September 30, 2022 : \$19,574,706



| Allocation | | | Allocation | | |
|--|--------------|------------|--|--------------|------------|
| | Market Value | Allocation | | Market Value | Allocation |
| Vanguard Total Stock Market Index (VITSX) | 10,695,316 | 51.7 | Vanguard Total Stock Market Index (VITSX) | 10,156,782 | 51.9 |
| Garcia Hamilton Fixed Income | 6,592,896 | 31.9 | Garcia Hamilton Fixed Income | 6,113,345 | 31.2 |
| Vanguard Total Int'l Stock (VTIAX) | 1,537,258 | 7.4 | Vanguard Total Int'l Stock (VTIAX) | 1,375,733 | 7.0 |
| WCM Focused International Growth Instl (WCMIX) | 1,362,061 | 6.6 | WCM Focused International Growth Instl (WCMIX) | 1,251,741 | 6.4 |
| Vanguard Total Int'l Bond (VTABX) | 370,947 | 1.8 | Vanguard Total Int'l Bond (VTABX) | 358,664 | 1.8 |
| R&D | 133,708 | 0.6 | R&D | 318,441 | 1.6 |



Financial Reconciliation Fiscal Year to Date

| | Market Value 10/01/2021 | Net Transfers | Contributions | Distributions | Management Fees | Other Expenses | Income | Apprec./ Deprec. | Market Value 09/30/2022 |
|--|----------------------------|------------------|----------------|-------------------|--------------------|-------------------|----------------|---------------------|----------------------------|
| Total Equity Composite | 16,739,591 | -665,928 | - | - | - | - | 234,432 | -3,523,840 | 12,784,256 |
| Vanguard Total Stock Market Index (VITSX) | 13,010,559 | -665,928 | - | - | - | - | 179,009 | -2,366,858 | 10,156,782 |
| WCM Focused International Growth Instl (WCMIX) | 1,889,505 | - | - | - | - | - | - | -637,764 | 1,251,741 |
| Vanguard Total Int'l Stock (VTIAX) | 1,839,527 | - | - | - | - | - | 55,424 | -519,218 | 1,375,733 |
| Total Fixed Income Composite | 7,249,534 | 200,853 | - | - | -17,136 | -4,437 | 187,266 | -1,144,071 | 6,472,010 |
| Garcia Hamilton Fixed Income | 6,836,792 | 200,853 | - | - | -17,136 | -4,437 | 174,839 | -1,077,566 | 6,113,345 |
| Vanguard Total Int'l Bond (VTABX) | 412,743 | - | - | - | - | - | 12,427 | -66,505 | 358,664 |
| R&D | 149,172 | 465,075 | 957,834 | -1,166,829 | - | -87,803 | 993 | - | 318,441 |
| Total Fund | 24,138,297 | - | 957,834 | -1,166,829 | -17,136 | -92,239 | 422,691 | -4,667,911 | 19,574,706 |