

January 18, 2022

**SENT VIA EMAIL**


City Council  
City of Punta Gorda  
c/o Kristin Simeone, Finance Director  
326 W. Marion Avenue  
Punta Gorda, FL 33950

**RE: CITY OF PUNTA GORDA GENERAL EMPLOYEES' RETIREMENT SYSTEM  
ANNUAL REPORT OF INVESTMENT ACTIVITY**

Dear City Council:

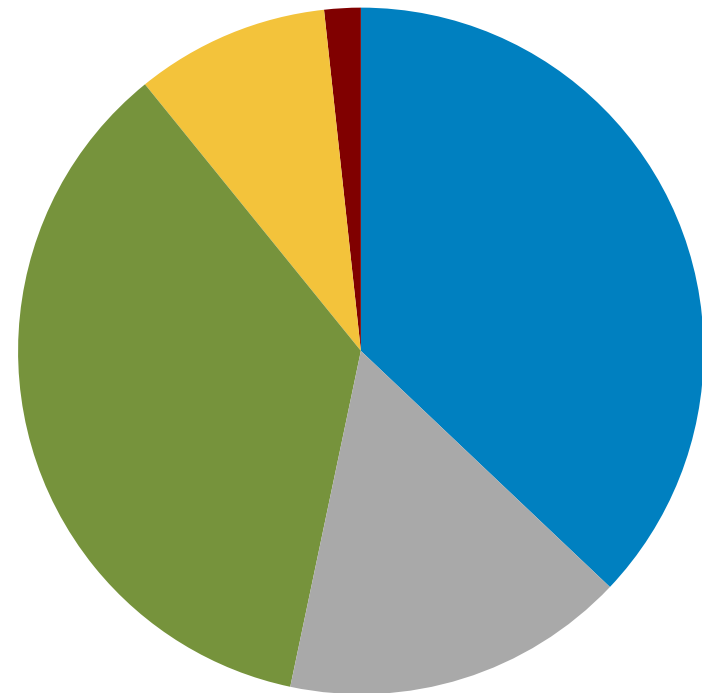
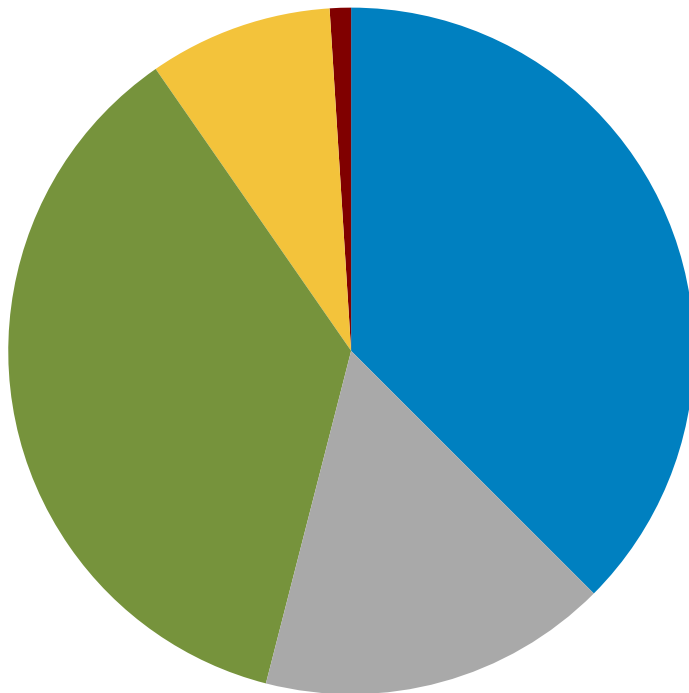
In accordance with Section 112.661(15), Florida Statutes, please find enclosed the annual report of investment activity of the City of Punta Gorda General Employees' Retirement System. This report includes investments in the portfolio as of September 30, 2021, listed by class or type, book value, income earned and market value as of the stated date. This report must also be made available to the public.

Thank you,

  
Christine Stoker  
Plan Administrator

Asset Allocation By Segment as of  
 June 30, 2021 : \$58,766,762

Asset Allocation By Segment as of  
 September 30, 2021 : \$58,419,985

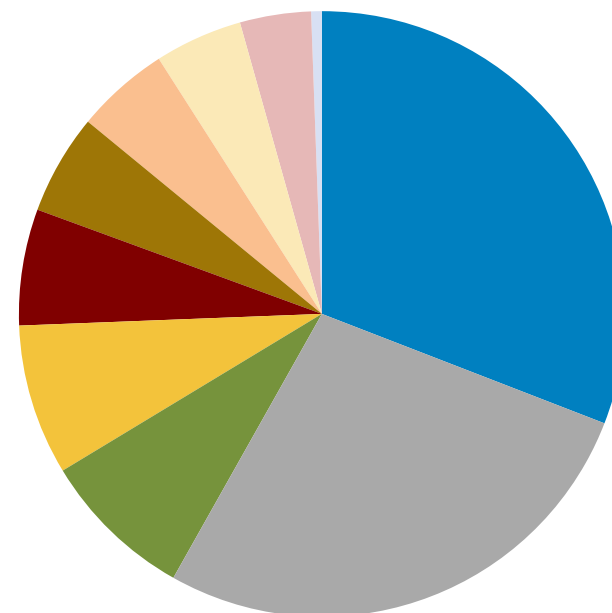
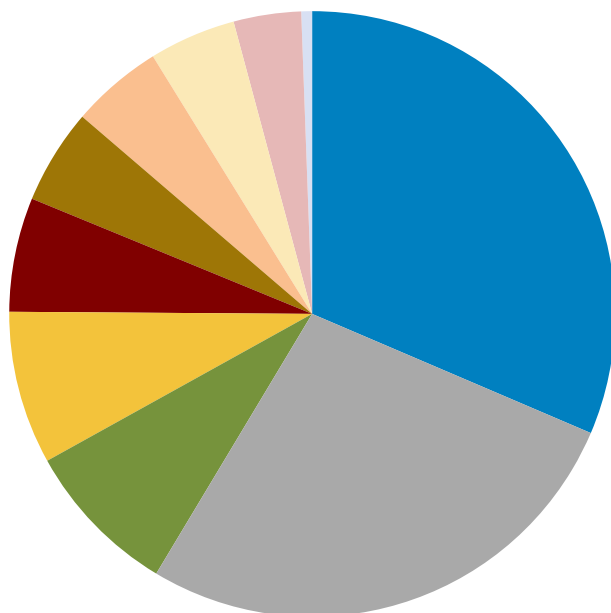


Allocation			Allocation		
Segments	Market Value	Allocation	Segments	Market Value	Allocation
■ Domestic Equity	22,028,724	37.5	■ Domestic Equity	21,655,216	37.1
■ International Equity	9,703,928	16.5	■ International Equity	9,484,866	16.2
■ Domestic Fixed Income	21,357,280	36.3	■ Domestic Fixed Income	20,945,955	35.9
■ Real Estate	5,086,292	8.7	■ Real Estate	5,328,962	9.1
■ Cash Equivalent	590,537	1.0	■ Cash Equivalent	1,004,987	1.7



Asset Allocation By Manager as of  
June 30, 2021 : \$58,766,762

Asset Allocation By Manager as of  
September 30, 2021 : \$58,419,985



Allocation			Allocation		
	Market Value	Allocation		Market Value	Allocation
Vanguard Index 500 Admiral (VFIAX)	18,471,344	31.4	Vanguard Index 500 Admiral (VFIAX)	18,042,518	30.9
Garcia Hamilton Fixed Income	15,967,361	27.2	Garcia Hamilton Fixed Income	15,930,737	27.3
American Funds Europacific Growth (RERGX)	4,898,941	8.3	American Funds Europacific Growth (RERGX)	4,783,998	8.2
Transamerica International Equity R6 (TAINX)	4,804,987	8.2	Transamerica International Equity R6 (TAINX)	4,700,868	8.0
Baron Small Cap Growth	3,581,954	6.1	Baron Small Cap Growth	3,623,519	6.2
Intercontinental Real Estate	2,985,313	5.1	Intercontinental Real Estate	3,130,932	5.4
Prudential High-Yield Fund (PHYQX)	2,881,759	4.9	Prudential High-Yield Fund (PHYQX)	2,920,384	5.0
Credit Suisse Floating Rate Hi Inc Fund (CSHIX)	2,718,200	4.6	Credit Suisse Floating Rate Hi Inc Fund (CSHIX)	2,739,507	4.7
ARA Core Property Fund	2,115,545	3.6	ARA Core Property Fund	2,212,938	3.8
R&D	341,358	0.6	R&D	334,584	0.6



Financial Reconciliation Fiscal Year to Date									
	Market Value 10/01/2020	Net Transfers	Contributions	Distributions	Management Fees	Other Expenses	Income	Apprec./ Deprec.	Market Value 09/30/2021
<b>Total Equity Composite</b>	<b>26,073,476</b>	<b>-2,511,877</b>	-	-	<b>-34,403</b>	<b>-2,478</b>	<b>743,110</b>	<b>6,883,075</b>	<b>31,150,903</b>
<b>Total Domestic Equity Composite</b>	<b>18,589,078</b>	<b>-2,498,877</b>	-	-	<b>-34,403</b>	<b>-2,478</b>	<b>462,762</b>	<b>5,149,955</b>	<b>21,666,037</b>
Vanguard Index 500 Admiral (VFIAX)	15,474,904	-1,981,773	-	-	-	-	436,112	4,113,275	18,042,518
Baron Small Cap Growth	3,114,175	-517,104	-	-	-34,403	-2,478	26,649	1,036,680	3,623,519
<b>Total International Equity Composite</b>	<b>7,484,397</b>	<b>-13,000</b>	-	-	-	-	<b>280,348</b>	<b>1,733,120</b>	<b>9,484,866</b>
American Funds Europacific Growth (RERGX)	4,002,740	-213,000	-	-	-	-	225,684	768,574	4,783,998
Transamerica International Equity R6 (TAINX)	3,481,657	200,000	-	-	-	-	54,665	964,547	4,700,868
<b>Total Fixed Income Composite</b>	<b>19,491,628</b>	<b>1,827,986</b>	-	-	<b>-29,528</b>	<b>-21,677</b>	<b>616,551</b>	<b>-294,332</b>	<b>21,590,629</b>
Garcia Hamilton Fixed Income	14,805,265	1,400,000	-	-	-29,528	-21,677	344,735	-568,058	15,930,737
Prudential High-Yield Fund (PHYQX)	2,403,061	199,986	-	-	-	-	172,016	145,321	2,920,384
Credit Suisse Floating Rate Hi Inc Fund (CSHIX)	2,283,303	228,000	-	-	-	-	99,800	128,405	2,739,507
<b>Total Real Estate Composite</b>	<b>4,863,110</b>	<b>-133,415</b>	-	-	<b>-36,654</b>	-	<b>113,418</b>	<b>537,411</b>	<b>5,343,870</b>
Intercontinental Real Estate	2,835,083	-75,007	-	-	-13,447	-	31,667	352,636	3,130,932
ARA Core Property Fund	2,028,027	-58,408	-	-	-23,207	-	81,751	184,775	2,212,938
<b>R&amp;D</b>	<b>375,246</b>	<b>817,306</b>	<b>2,100,654</b>	<b>-2,845,249</b>	-	<b>-113,410</b>	<b>37</b>	-	<b>334,584</b>
<b>Total Fund</b>	<b>50,803,460</b>	<b>-</b>	<b>2,100,654</b>	<b>-2,845,249</b>	<b>-100,585</b>	<b>-137,565</b>	<b>1,473,116</b>	<b>7,126,153</b>	<b>58,419,985</b>