

December 11, 2020

SENT VIA EMAIL

City Council
City of Punta Gorda
c/o Kristin Simeone, Finance Director
326 W. Marion Avenue
Punta Gorda, FL 33950

**RE: CITY OF PUNTA GORDA GENERAL EMPLOYEES' RETIREMENT SYSTEM
ANNUAL REPORT OF INVESTMENT ACTIVITY**

Dear Council Members:

In accordance with Section 112.661(15), Florida Statutes, please find enclosed the annual report of investment activity of the City of Punta Gorda General Employees' Retirement System. This report includes investments in the portfolio as of September 30, 2020, listed by class or type, book value, income earned and market value as of the stated date. This report must also be made available to the public.

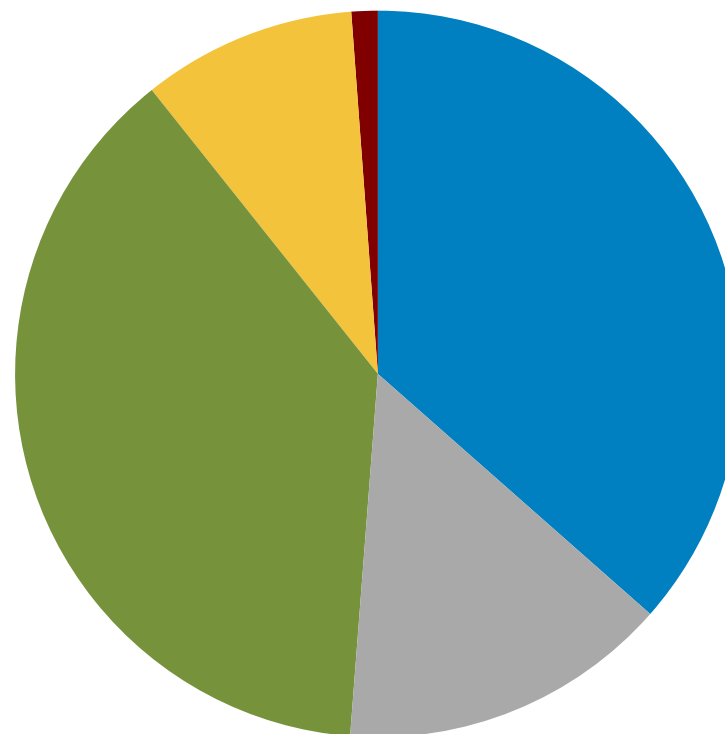
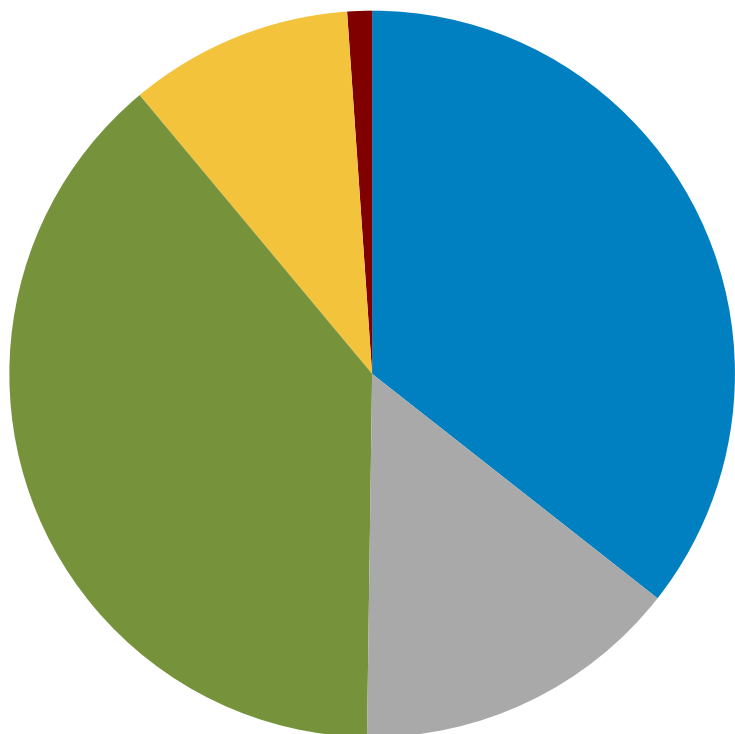
Thank you,



Kim Kilgore
Plan Administrator

Asset Allocation By Segment as of
 June 30, 2020 : \$48,819,660

Asset Allocation By Segment as of
 September 30, 2020 : \$50,803,460

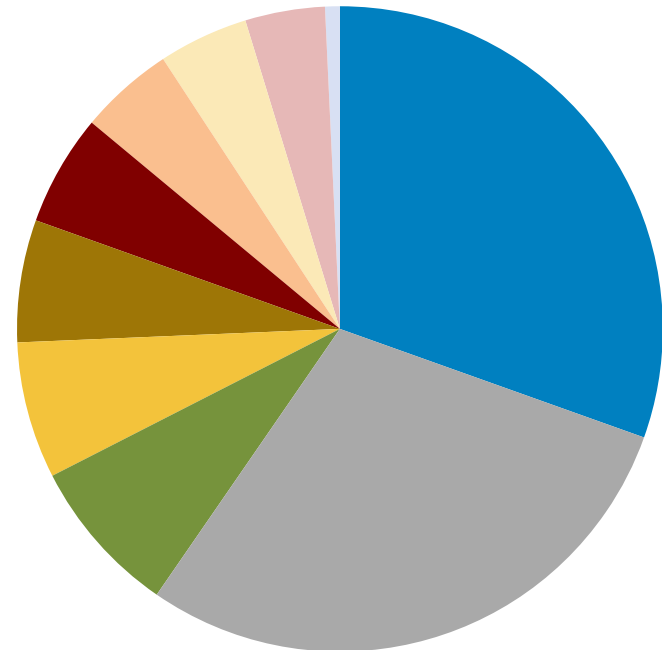
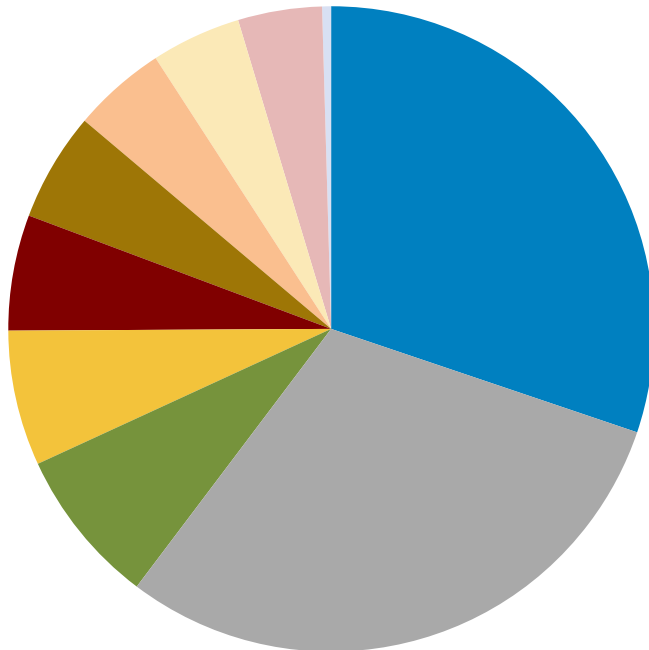


Allocation			Allocation		
Segments	Market Value	Allocation	Segments	Market Value	Allocation
■ Domestic Equity	17,377,252	35.6	■ Domestic Equity	18,537,471	36.5
■ International Equity	7,143,235	14.6	■ International Equity	7,484,397	14.7
■ Domestic Fixed Income	18,893,379	38.7	■ Domestic Fixed Income	19,337,146	38.1
■ Real Estate	4,866,876	10.0	■ Real Estate	4,848,339	9.5
■ Cash Equivalent	538,919	1.1	■ Cash Equivalent	596,107	1.2



Asset Allocation By Manager as of
June 30, 2020 : \$48,819,660

Asset Allocation By Manager as of
September 30, 2020 : \$50,803,460



Allocation			Allocation		
	Market Value	Allocation		Market Value	Allocation
Vanguard Index 500 Admiral (VFIAX)	14,737,893	30.2	Vanguard Index 500 Admiral (VFIAX)	15,474,904	30.5
Garcia Hamilton Fixed Income	14,693,216	30.1	Garcia Hamilton Fixed Income	14,805,265	29.1
American Funds Europacific Growth (RERGX)	3,832,875	7.9	American Funds Europacific Growth (RERGX)	4,002,740	7.9
Transamerica International Equity R6 (TAINX)	3,310,360	6.8	Transamerica International Equity R6 (TAINX)	3,481,657	6.9
Intercontinental Real Estate	2,830,456	5.8	Baron Small Cap Growth	3,114,175	6.1
Baron Small Cap Growth	2,660,670	5.4	Intercontinental Real Estate	2,835,083	5.6
Prudential High-Yield Fund (PHYQX)	2,286,240	4.7	Prudential High-Yield Fund (PHYQX)	2,403,061	4.7
Credit Suisse Floating Rate Hi Inc Fund (CSHIX)	2,195,704	4.5	Credit Suisse Floating Rate Hi Inc Fund (CSHIX)	2,283,303	4.5
American Core Realty Fund	2,051,591	4.2	American Core Realty Fund	2,028,027	4.0
R&D	220,655	0.5	R&D	375,246	0.7



Financial Reconciliation
Total Fund

October 1, 2019 To September 30, 2020

Financial Reconciliation Fiscal Year to Date									
	Market Value 10/01/2019	Net Transfers	Contributions	Distributions	Management Fees	Other Expenses	Income	Apprec./ Deprec.	Market Value 09/30/2020
Total Equity Composite	23,914,678	-1,269,000	-	-	-24,527	-873	524,760	2,928,438	26,073,476
Total Domestic Equity Composite	16,778,633	-1,069,000	-	-	-24,527	-873	302,835	2,602,010	18,589,078
Vanguard Index 500 Admiral (VFIAX)	14,311,083	-954,000	-	-	-	-	275,086	1,842,734	15,474,904
Baron Small Cap Growth	2,467,550	-115,000	-	-	-24,527	-873	27,749	759,276	3,114,175
Total International Equity Composite	7,136,045	-200,000	-	-	-	-	221,925	326,428	7,484,397
American Funds Europacific Growth (RERGX)	3,655,871	-200,000	-	-	-	-	117,138	429,731	4,002,740
Transamerica International Equity R6 (TAINX)	3,480,174	-	-	-	-	-	104,787	-103,304	3,481,657
Total Fixed Income Composite	18,523,747	-100,000	100	-	-36,596	-4,784	634,243	474,918	19,491,628
Garcia Hamilton Fixed Income	14,203,046	-400,000	100	-	-36,596	-4,784	347,822	695,677	14,805,265
Prudential High-Yield Fund (PHYQX)	2,239,163	100,000	-	-	-	-	160,741	-96,844	2,403,061
Credit Suisse Floating Rate Hi Inc Fund (CSHIX)	2,081,538	200,000	-	-	-	-	125,680	-123,915	2,283,303
Total Real Estate Composite	4,856,184	-96,592	-	-	-51,423	-	179,754	-24,812	4,863,110
Intercontinental Real Estate	2,758,426	-15,865	-	-	-28,606	-	86,758	34,370	2,835,083
American Core Realty Fund	2,097,758	-80,728	-	-	-22,817	-	92,996	-59,182	2,028,027
R&D	201,529	1,465,592	2,164,397	-3,360,573	-	-100,112	4,616	-203	375,246
Total Fund	47,496,138	-	2,164,497	-3,360,573	-112,547	-105,769	1,343,373	3,378,341	50,803,460

