



Workshop
CITY OF PUNTA GORDA, FLORIDA
JANUARY 13, 2020, 1:00 PM
CHARLOTTE HARBOR EVENTS AND CONFERENCE CENTER

NOTE: Anyone wishing to address the Council on any agenda item may do so at the appropriate time during the meeting. Those who choose to speak must state their name for the record. Each person will be allowed to speak once on each subject up to a maximum of three minutes.

1:00 PM - CALL TO ORDER

I. WORKSHOP TOPICS

- A. Citizen Comments**
- B. November 2019 Minutes**
- C. Action Register Update**
- D. Sales Tax Projects January 2020**

II. STAFF COMMENTS

III. COUNCIL MEMBER COMMENTS

IV. CITIZENS' COMMENTS

V. ADJOURNMENT

If any person decides to appeal any decision made by City Council or an Advisory Board/Committee with respect to any matter considered at the meeting or hearing, he or she may need a record of the proceedings, and for such purpose he or she may need to ensure that a verbatim record of the proceedings is made, which record includes the testimony and evidence upon which the appeal is to be based.

In accordance with the Americans with Disabilities Act and Florida Statute 286.26, the location of this public hearing is accessible to persons with disabilities. If you are a person with disability who needs any accommodation in order to participate in this proceeding, you are entitled, at no cost to you, to the provision of certain assistance. Interpreters for the hearing impaired (TTY 941-575-5013) or non-English speaking citizens, and any other special accommodations can be requested by contacting the Human Resources Manager/Non-Discrimination Coordinator whose address is 326 W. Marion Avenue, Punta Gorda, FL 33950, whose telephone number is (941) 575-3308, and whose email address is humres@pgorda.us at least two (2) calendars days prior to the meeting.

WORKSHOP
CITY OF PUNTA GORDA
1/13/2020

 Print

New Business*

Title: Citizen Comments

Funds:

Recommended Action:

Summary:

Department/Division:

EXHIBITS:
No Exhibits Available

WORKSHOP
CITY OF PUNTA GORDA
1/13/2020

 Print

New Business*

Title: November 2019 Minutes

Funds:

Recommended Action: Approval

Summary:

Department/Division:

EXHIBITS:
1. November Minutes

**CITY OF PUNTA GORDA, FLORIDA
LOCAL OPTION SALES TAX COMMITTEE MEETING MINUTES
CHARLOTTE HARBOR EVENT CENTER
MONDAY, NOVEMBER 18, 2019 9:00 A.M.**

MEMBERS PRESENT: Mary Boeringer, Burnt Store Isles; Julia Bowser, District 3; Tom Cavanaugh, Team Punta Gorda; Kelly Gaylord, District 2; Jay Gile, Burnt Store Meadows; Mary Harbour, Visual Arts Center; Melissa Lockhart, District 5; Ashley Maher, Charlotte Community Foundation;; Gene Murtha, History Center; John Peterman, District 1; Don Sabatini, District 4; Jim Sanders, Economic Development Partnership; Bob Sifrit, Historic District Homeowners Association; Robert Toth, Seminole Lakes; John Welsh, Boaters Alliance; John Wright, Punta Gorda Chamber

CITY EMPLOYEES PRESENT: Debby Carey, City Councilmember; Melissa Reichert, Communications Manager; Kristin Simeone, Finance Director; Mitchell Austin, Chief Planner

CALL TO ORDER/ANNOUNCEMENTS

- Ms. Melissa Reichert, Communications Manager, called the meeting to order.

WORKSHOP TOPICS

- A. Citizen Comments
 - Mr. Rick Sarkisian spoke on the growth of pickleball in the community, suggesting construction of pickleball facilities on Henry Street or Trabue Park be considered. He noted PicklePlex was closed to the public during tournaments.
 - Mr. Sabatini inquired as to the use of pickleball facilities on Cooper Street.
 - Mr. Sarkisian replied those courts were used by the Peace River Picklers.
 - Ms. Reichert announced on November 20, 2019, City Council would consider appointment of Mr. Gary Skillicorn as the Punta Gorda Isles Civic Association representative since Mr. John Miller had been elected as a Councilmember and could no longer serve as a Committee member.
- B. Approval of October Meeting Minutes
 - Ms. Gaylord MOVED, Mr. Sifrit SECONDED approval of the October 30, 2019 minutes. MOTION CARRIED UNANIMOUSLY.
- C. Sales Tax Action Item Register November
 - Ms. Reichert drew attention to the register, requesting any comments.
 - Mr. Sabatini noted he had not prepared this month's register, requesting same reflect who had done so.

D. November Projects for Review

- Mr. Mitchell Austin, Urban Design Planner, provided a presentation on proposed local sales tax program projects.

Bicycle Capital Improvement Program

- Would install bicycle pathways to fill gaps and connect existing network. Projects would be distributed City-wide. Would foster public health and safety. Indirectly benefitted economic development. Additional operating costs anticipated. Federal and State grants possible. Continuation of Punta Gorda Pathways projects from 2014 sales tax program. State and Charlotte County (County) participation possible. Would benefit special-needs populations and environmental quality. Project not contingent on another sales tax project.
- Project's alignment with the scoring criteria reviewed.
- Ms. Gaylord confirmed installation of a Multi-use Recreational Trail (MURT) on a street in the project area could potentially remove that portion of the street from the project.
- Scoring sheets completed.

Historic City Hall Improvements

- Would rehabilitate exterior and interior of structure, enhance security and address Americans with Disabilities Act (ADA) compliance issues as well as health and safety issues. Neutral effect on operating costs; ongoing maintenance issues present. State grant funding possible. Would serve entire City. Contributing structure to the National Register Historic District.
- Project's alignment with the scoring criteria reviewed.
- Councilmember Carey questioned if the Committee should consider the ADA compliance issues and their impact on special needs populations. She then confirmed the 50% rule did not apply to this structure as it was historic.
- Scoring sheets completed.

Complete Street - Royal Poinciana Improvements

- Would connect US 41 MURT to State-wide SUNTrail network. Federal and State grant funding possible. Would serve the Burnt Store Meadows community, which was underserved relative to access to parks and trails. Would foster public health and safety. Additional operating costs anticipated. Continuation of Punta Gorda Pathways projects from 2014 sales tax program. Joint participation not anticipated. Would benefit environmental quality and serve entire City.
- Project's alignment with the scoring criteria reviewed.
- Ms. Gaylord opined the project would impact special needs populations by correcting ADA compliance issues.

- Mr. John Welsh opined consideration of the population served should focus on the number of people who would use the pathway.
- Scoring sheets completed.

Complete Street - US 17 Improvements

- Would install sidewalks, street lighting, bicycle lanes, intersection treatments and enhanced crosswalks along East Olympia Avenue from Cooper Street to US 41. Florida Department of Transportation (FDOT) identified project development and environmental design funds for this project in fifth year of their work program; therefore, a significant portion of project may be funded at the Federal level. Would foster public health and safety and economic development. Additional operating costs anticipated. Continuation of Punta Gorda Pathways projects from 2014 sales tax program. Joint participation anticipated with State. Would benefit special-needs populations and environmental quality. Would serve entire City.
- Project's alignment with the scoring criteria reviewed.
- Scoring sheets completed.

Harborwalk East - Phase II

- Would extend Harborwalk to Cooper Street, connecting existing Harborwalk to future Cooper Street MURT. High costs related to environmental issues in the project area. Would foster public health and safety. Indirectly benefitted economic development. Additional operating costs anticipated. Federal and State grants possible. Up to 50% of transportation impact fees could be used for this project if available. Continuation of Punta Gorda Pathways projects from 2014 sales tax program. Would benefit special needs populations and environmental quality. Would serve entire City.
- Project's alignment with the scoring criteria reviewed.
- Scoring sheets completed.

Henry Street Property Improvements

- Would install walkways, enhance public parking and improve the Dog Park on Henry Street.
- Mr. Cavanaugh stated Team Punta Gorda and the Peace River Wildlife Center (PRWC) had submitted a project request related to this site, questioning if that project should be considered at the same time.
- Consensus of members was to consider this project in January 2020 in conjunction with the project submitted by Team Punta Gorda and the PRWC.

Historic Interpretation Markers - Historic District

- Would provide interpretive markers and improve branding, particularly as it related to heritage tourism and community education. Indirectly benefitted economic

development. Additional operating costs anticipated. State and private grant funding possible. County participation not anticipated but possible. Would serve entire City. Markers could be installed in areas of historic significance, including neighborhoods or business districts.

- Project's alignment with the scoring criteria reviewed.
- Councilmember Carey noted the Historic Preservation Advisory Board (HPAB) expressed a desire to raise funds to produce and install historic interpretive markers prior to the County's centennial, questioning how the sales tax project and fundraising would be reconciled.
- Mr. Austin replied HPAB's project could provide a model for or become a component of this project.
- Scoring sheets completed.

South Punta Gorda Park (Fire Station II)

- Would improve parking, drainage, landscaping and site furnishings. Area identified as underserved from park-infrastructure standpoint. Additional operating costs anticipated. State grant funding possible but not likely. Project identified for possible funding of up to 40% from park impact fees. Would serve entire City.
- Project's alignment with the scoring criteria reviewed.
- Mr. Toth spoke in favor of a park in that area, expressing preference to purchase another property to do so. He then requested clarification of the plans for a park.
- Mr. Austin replied this location would be a passive park.
- Scoring sheets completed.

Trabue Park Improvements

- Would improve landscaping and site furnishings and serve as a community gateway with installation of public art or an architectural feature. Site was purchased for hazard mitigation purposes. Could serve as pickleball court location; conceptual design with eight courts and parking existed. Project identified for possible funding of up to 75% from park impact fees.
- Project's alignment with the scoring criteria reviewed.
- Councilmember Carey confirmed City Council's direction was needed to consider pickleball courts at this location.
- Mr. Cavanaugh confirmed installation of courts would not impact the site's hazard mitigation status.
- Discussion ensued regarding the suitability of this location for pickleball courts, with consensus of members to reconsider this project with and without pickleball courts at a future meeting.

- Members requested direction from City Council regarding the need for pickleball courts at this location, input from Bayfront Health Punta Gorda and clarification of the number of pickleball courts necessary to serve the City's population.
- Discussion ensued regarding the history of the property as it pertained to hazard mitigation.
- Scoring sheets completed.

Sidewalk Enhancements - Tropicana & Marion

- Would improve sidewalk infrastructure, install landscaping and provide intersection treatments. Relatively high project costs due to possible need for right-of-way acquisitions. Top priority was to extend sidewalk along south-side of West Marion Avenue and then remove the Coronado Drive crosswalk. Would foster public health and safety. Additional operating costs anticipated. Continuation of Punta Gorda Pathways projects from 2014 sales tax program. Would serve entire City.
- Project's alignment with the scoring criteria reviewed.
- Ms. Gaylord opined this project would serve a special needs population by correcting ADA compliance issues.
- Mr. Welsh pointed out not every citizen would use this sidewalk.
- Ms. Gaylord confirmed the Committee could provide recommendations for projects not included in the recommended sales tax program list.
- Mr. Peterman requested the percentage of the sales tax budget each project would consume be denoted.
- Ms. Simeone noted a budget did not yet exist for the upcoming sales tax program, reviewing the process used to fund projects during previous sales tax programs.
- Scoring sheets completed.

Veteran's Park - Shade Structure(s)

- Would provide a shade structure over the ceremonial plaza. Additional operating costs anticipated. Continuation of Punta Gorda Pathways projects from 2014 sales tax program. Would serve entire City.
- Project's alignment with the scoring criteria reviewed.
- Ms. Gaylord inquired as to partnership or donation funding denoted in the 1% Sales Tax Infrastructure Projects spreadsheet.
- Mr. Austin replied such funding might have been possible at the time the document was compiled; however, he had not had any contact with another entity regarding such funding.
- Ms. Simeone stated similar projects received donations; therefore, there was a possibility of such funding for this project.

- Scoring sheets completed.

STAFF COMMENTS

- None.

MEMBER COMMENTS

- Ms. Lockhart spoke in favor of delaying scoring certain projects until clarification was received.
- Mr. Gary Skillicorn spoke in favor of members scoring projects independently.
- Ms. Harbour expressed difficulty in scoring projects when the budget remained unclear.
- Mr. Murtha spoke in favor of careful consideration of the use of Trabue Park.
- Mr. Sanders requested the project detail sheet and scoring sheet be placed together.
- Ms. Reichert stated information on projects recommended by the public would be provided to members by December 15, 2019, noting meetings were scheduled for March 11, 2020, and March 25, 2020.

CITIZENS' COMMENTS

- None.

ADJOURNMENT

- The meeting was adjourned at 10:25 a.m.

Communications Manager

Recording Secretary

WORKSHOP
CITY OF PUNTA GORDA
1/13/2020

 Print

New Business*

Title: Action Register Update

Funds:

Recommended Action: For Review Only

Summary:

Department/Division:

EXHIBITS:
1. Sales Tax Action Register Jan 2020

Completed Action Items

	Date	Description	Asked	Action Party	Due/Status
8-30	10-30	Action Item Register was emailed to all members and discussed at 10/30 meeting	Sabatini	Reichert	Completed
9-30	10-30	Process was shared at the 9/30 meeting, approved by Council at their 10/2 meeting and posted publicly the afternoon of 10/2	Gaylord	Reichert	Completed
9-30	10-30	Names were added to the project information sheet on 10/2	Gaylord	Reichert	Completed
9-30	10-30	Sheet listing Official Project Names, Previous Cost Estimates, New Cost Estimates and details regarding any shortfalls for all projects was included in 10/30 agenda	Members	Finance Simeone	Completed
11-18	1-13	Carry over Trabue Park and West Henry Campus	Gaylord	Reichert	Completed

WORKSHOP
CITY OF PUNTA GORDA
1/13/2020

 Print

New Business*

Title: Sales Tax Projects January 2020

Funds:

Recommended Action:

Summary:

Department/Division:

EXHIBITS:
1. January 2020 Sales Tax Projects
2. Scoring Sheets
3. Outside Projects Submitted List

1% SALES TAX FUND - SALES TAX COMMITTEE - January Meeting
1% Sales Tax Infrastructure Projects
FY 2020 - FY 2024
(All figures in thousands of dollars)

#	SOURCE OF FUNDING UNIDENTIFIED PROJECT IDENTIFICATION	STATUS OF PROJECT	ESTIMATE PROJECT COST	REQUESTED SALES TAX FUNDING	POSSIBLE OTHER SOURCES OF FUNDING	YEARS NEEDED	ESTIMATE ONGOING COSTS
1	Capital Project Management	Preliminary Estimate	540	540		All years of funding	0
2	Septic to Sewer (Areas 1-3 Charlotte Park) - Design	Preliminary Estimate	3,200 - 4,800	3,200 - 4,800		2020, 2022, 2024	TBD
3	Gilchrist Park - Harborwalk Improvements (Seating & Shade)	Preliminary Estimate	350	350		2022	1
4	Trabue Park Improvements (no pickleball courts)	Preliminary Estimate	1,250	313 - 1,250	Park Impact Fees, up to 75%, if available	2022-2024	10
5	Trabue Park Improvements (with pickleball courts)	Preliminary Estimate	1,760	440 - 1,760	Park Impact Fees, up to 75%, if available	2022-2024	12
6	Sidewalk Connections W. Marion: Bal Harbor to Shreve St.	Preliminary Estimate	1,500	1,125 - 1,500	Transportation Impact Fees, up to 25%, if available	2022-2024	2
7	Henry Street Property Improvements	Preliminary Estimate	1,250	1,250	Park Impact Fees, % TBD, if available	2022-2024	5
PROJECT CATEGORY - TOTALS			9,850 - 11,450	7,218 - 11,450			30

Capital Improvements Program

1

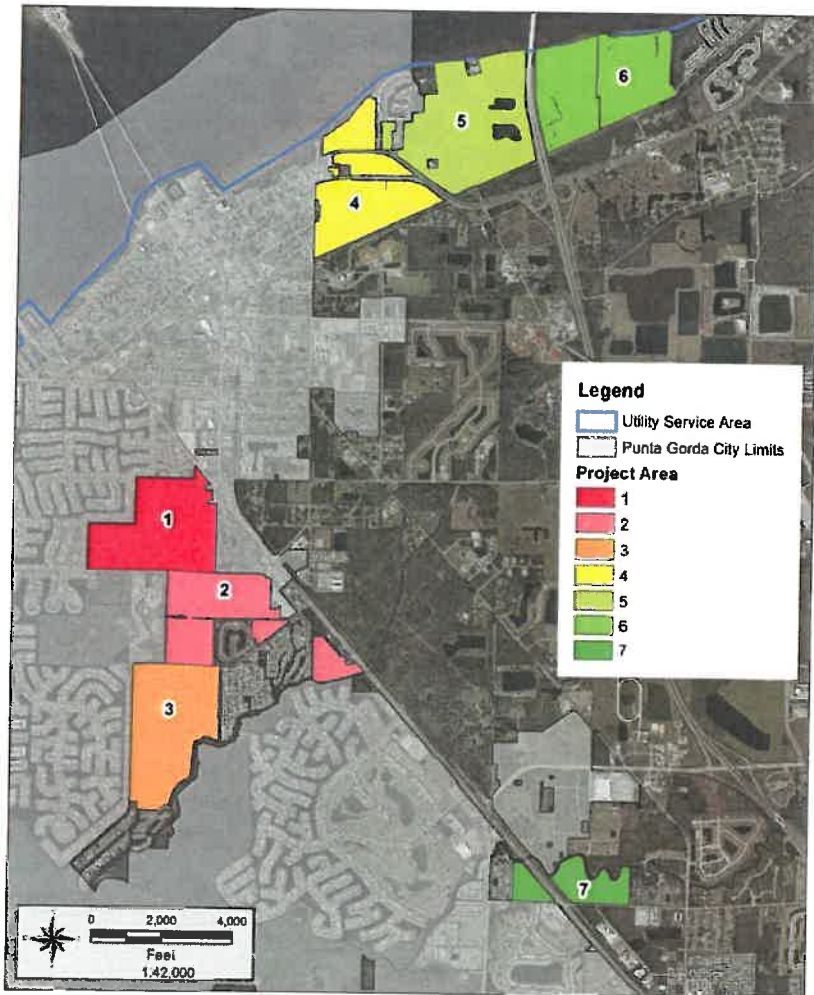
Project Title: Capital Project Management						
Acct #: 118-0000-581-90-01			Project Code: CPMGMT			
Project Priority: Infrastructure Sustainability - Maintain and enhance the City's capital assets and quality municipal services. Quality of Life - Enhance and promote Punta Gorda's attractive neighborhoods and working environment, heritage tourism, cultural opportunities, healthy eco-system				Goal: To ensure efficient and effective service delivery and quality aesthetic appeal; Apply best management practices and systems in infrastructure maintenance; Establish a long-range plan that ensures infrastructure is in place to meet projected growth demands.		
Previous Years	FY 2020	FY 2021	FY 2022	FY 2023	FY 2024	Total Cost
\$ 0	\$ 90,000	\$ 90,000	\$ 90,000	\$ 90,000	\$ 90,000	\$ 450,000
1. Land Cost: ____ Acres ____ Front Ft ____ Sq Ft N/A		5. Status of Project: ____ X Preliminary Estimate ____ Survey in Progress ____ Plans in Preparation ____ Completed			Department: Public Works Contact Person: Rick Keeney	
2. Building Construction Cost: ____ Sq. Ft. ____ Equipment N/A		6. Status of Land Acquisition: ____ Not Yet Acquired ____ Partly Acquired ____ Publicly Owned ____ X No Land Involved ____ Gift			Project Description: A Capital Project Manager will oversee the design to construction of various City projects. FY 2022-2024: UNFUNDED	
3. Estimated Costs: In Previous CIP \$ _____ 0 In Present CIP \$ _____ 450,000 Engineering \$ _____ 450,000 Land \$ _____ Site \$ _____ Improvement \$ _____ Construction \$ _____ Landscaping \$ _____ Equipment \$ _____		7. Effect of Operating Cost (+ or -): \$ _____ Personal Services \$ _____ Contractual for Services \$ _____ Equipment \$ _____ Other Costs: \$ _____ 0 Total			Project Justification: The Capital Projects Manager position is included in the Engineering Division of Public Works, in the General Fund. A transfer from the 1% Sales Tax fund to the General Fund will be made to cover this position. The funding will be made on a year by year basis.	
4. Sources of Financing: Local State Federal 1 st Yr. ST _____ 2 nd Yr. ST _____ 3 rd Yr. TBD _____ 4 th Yr. TBD _____ 5 th Yr. TBD _____		8. Effect on income (+ or -): ____ Loss of Taxes ____ Gain From Sale of ____ Previous Facility ____ New Revenues ____ X No Effect \$ _____ Total				

**Capital Improvements Program
UNFUNDED PROJECT**

2

Project Title: Septic to Sewer (Areas 1-3 Charlotte Park) - Design																														
Acct #: TBD			Project Code: TBD																											
Project Priority: Implement an affordable, reliable, and efficient wastewater collection & treatment system for a sustainable environment				Goal: Improve & protect water quality in Charlotte Harbor.																										
Previous Years	FY 2020	FY 2021	FY 2022	FY 2023	FY 2024	Total Cost																								
\$ 0	\$ 1,600,000	\$ 0	\$ 1,600,000	\$ 0	\$ 1,600,000	\$ 4,800,000																								
1. Land Cost: ____ Acres ____ Front Ft ____ Sq Ft N/A		5. Status of Project: <input checked="" type="checkbox"/> Preliminary Estimate ____ Survey in Progress ____ Plans in Preparation ____ Completed			Department: Utilities Contact Person: Tom Jackson																									
2. Building Construction Cost: ____ Sq. Ft. ____ Equipment N/A		6. Status of Land Acquisition: ____ Not Yet Acquired ____ Partly Acquired <input checked="" type="checkbox"/> Publicly Owned ____ No Land Involved ____ Gift			Project Description: FY 2020 - FY 2024: Design sewer system to eliminate septic systems in Areas 1-3 as identified on attached chart. Estimated design costs range from \$3.2 million to \$4.8 million dependent on system that is ultimately chosen for the County residents that are in the City's utility service area. Project is dependent upon County support for assessment of Areas 1-3.																									
3. Estimated Costs: In Previous CIP \$ _____ 0 In Present CIP \$ 4,800,000 Engineering \$ 4,800,000 Land \$ _____ Site \$ _____ Improvement \$ _____ Construction \$ _____ Landscaping \$ _____ Equipment \$ _____		7. Effect of Operating Cost (+ or -): \$ _____ Personal Services \$ _____ Contractual for Services \$ _____ Equipment \$ _____ Other Costs: TBD based on final design \$ _____ Total			Project Justification: In accordance with the 2040 Comprehensive Plan and the Blue Water Strategy, project will implement the start of converting septic to sewer to reduce pollution.																									
4. Sources of Financing: <table border="0" style="width:100%; border-collapse: collapse;"> <tr> <td></td> <td align="center">Local</td> <td align="center">State</td> <td align="center">Federal</td> </tr> <tr> <td>1st Yr.</td> <td align="center">TBD</td> <td align="center">TBD</td> <td align="center">TBD</td> </tr> <tr> <td>2nd Yr.</td> <td align="center">TBD</td> <td align="center">TBD</td> <td align="center">TBD</td> </tr> <tr> <td>3rd Yr.</td> <td align="center">TBD</td> <td align="center">TBD</td> <td align="center">TBD</td> </tr> <tr> <td>4th Yr.</td> <td align="center">TBD</td> <td align="center">TBD</td> <td align="center">TBD</td> </tr> <tr> <td>5th Yr.</td> <td align="center">TBD</td> <td align="center">TBD</td> <td align="center">TBD</td> </tr> </table>			Local	State	Federal	1 st Yr.	TBD	TBD	TBD	2 nd Yr.	TBD	TBD	TBD	3 rd Yr.	TBD	TBD	TBD	4 th Yr.	TBD	TBD	TBD	5 th Yr.	TBD	TBD	TBD	8. Effect on income (+ or -): ____ Loss of Taxes ____ Gain From Sale of Previous Facility <input checked="" type="checkbox"/> New Revenues WW rates & assessments ____ No Effect \$ _____ Total				
	Local	State	Federal																											
1 st Yr.	TBD	TBD	TBD																											
2 nd Yr.	TBD	TBD	TBD																											
3 rd Yr.	TBD	TBD	TBD																											
4 th Yr.	TBD	TBD	TBD																											
5 th Yr.	TBD	TBD	TBD																											

Capital Improvements Program



Septic to Sewer (Areas 1 - 3 Charlotte Park) - Design

Capital Improvements Program

Project Title: Gilchrist Park - Harborwalk Improvements (Seating and Shade)																														
Acct #: TBD			Project Code: TBD																											
Project Priority: Infrastructure Sustainability- Maintain and enhance the City's capital assets and quality municipal services.				Goal: To enhance the usability of the park for key events by providing shade to the ceremonial plaza area																										
Previous Years	FY 2020	FY 2021	FY 2022	FY 2023	FY 2024	Total Cost																								
\$ 0	\$ 0	\$ 0	\$350,000	0	\$0	\$350,000																								
1. Land Cost: _____ Acres _____ Front Ft _____ Sq Ft N/A		5. Status of Project: <input checked="" type="checkbox"/> Preliminary Estimate _____ Survey in Progress _____ Plans in Preparation _____ Completed			Department: CM/Urban Design Contact Person: Joan LeBeau																									
2. Building Construction Cost: _____ Sq. Ft. _____ Equipment N/A		6. Status of Land Acquisition: _____ Not Yet Acquired _____ Partly Acquired <input checked="" type="checkbox"/> Publicly Owned _____ No Land Involved _____ Gift			Project Description: FY 2023: Conceptual design and Engineering - Available options may include but not limited to: pergola, shelter, shade structure, benches, seating wall, covered swing/bench and landscaping FY 2024: Manufacturing & installation (cost estimated only pending design and schedule of value) Design & Permitting - \$50,000 Construction - \$ 250,000 Contingency - \$50,000 <hr/> Total Anticipated Cost \$350,000																									
3. Estimated Costs: In Previous CIP \$ _____ 0 In Present CIP \$ _____ 350,000 Engineering \$ _____ 50,000 Land \$ _____ Site \$ _____ Improvement \$ _____ 300,000 Construction \$ _____ Landscaping \$ _____ Equipment \$ _____		7. Effect of Operating Cost (+ or -): \$ _____ Personal Services \$ _____ Contractual for Services \$ _____ Equipment \$ _____ 1,000 Other Costs: maintenance \$ _____ 1,000 Total			Project Justification: To enhance the usability of the Punta Gorda Pathways, specifically Harborwalk at Gilchrist park by providing additional comfort via additional seating and shade options.																									
4. Sources of Financing: <table style="width: 100%; border-collapse: collapse;"> <thead> <tr> <th></th> <th style="text-align: center;">Local</th> <th style="text-align: center;">State</th> <th style="text-align: center;">Federal</th> </tr> </thead> <tbody> <tr> <td>1st Yr.</td> <td style="text-align: center;">_____</td> <td style="text-align: center;">_____</td> <td style="text-align: center;">_____</td> </tr> <tr> <td>2nd Yr.</td> <td style="text-align: center;">_____</td> <td style="text-align: center;">_____</td> <td style="text-align: center;">_____</td> </tr> <tr> <td>3rd Yr.</td> <td style="text-align: center;">TBD</td> <td style="text-align: center;">TBD</td> <td style="text-align: center;">TBD</td> </tr> <tr> <td>4th Yr.</td> <td style="text-align: center;">TBD</td> <td style="text-align: center;">TBD</td> <td style="text-align: center;">TBD</td> </tr> <tr> <td>5th Yr.</td> <td style="text-align: center;">_____</td> <td style="text-align: center;">_____</td> <td style="text-align: center;">_____</td> </tr> </tbody> </table>			Local	State	Federal	1 st Yr.	_____	_____	_____	2 nd Yr.	_____	_____	_____	3 rd Yr.	TBD	TBD	TBD	4 th Yr.	TBD	TBD	TBD	5 th Yr.	_____	_____	_____	8. Effect on income (+ or -): _____ Loss of Taxes _____ Gain From Sale of _____ Previous Facility _____ New Revenues <input checked="" type="checkbox"/> No Effect \$ _____ Total				
	Local	State	Federal																											
1 st Yr.	_____	_____	_____																											
2 nd Yr.	_____	_____	_____																											
3 rd Yr.	TBD	TBD	TBD																											
4 th Yr.	TBD	TBD	TBD																											
5 th Yr.	_____	_____	_____																											

Capital Improvements Program



Gilchrist Park - Harborwalk Improvements
(Seating and Shade)

**Capital Improvements Program
UNFUNDED PROJECT**

4

Project Title: Trabue Park Improvements						
Acct #: TBD			Project Code: TBD			
Project Priority: Infrastructure Sustainability- Maintain and enhance the City's capital assets and quality municipal services.				Goal: Creating a gateway feature at the eastern entry of the City and enhancing the appearance of the Medical District.		
Previous Years	FY2020	FY 2021	FY 2022	FY 2023	FY 2024	Total Cost
\$ 0	\$ 0	\$ 0	\$ 250,000	\$ 500,000	\$ 500,000	\$ 1,250,000
1. Land Cost: ____ Acres ____ Front Ft ____ Sq Ft N/A		5. Status of Project: X Preliminary Estimate ____ Survey in Progress ____ Plans in Preparation ____ Completed			Department: CM/Urban Design Contact Person: Joan LeBeau	
2. Building Construction Cost: ____ Sq. Ft. ____ Equipment N/A		6. Status of Land Acquisition: ____ Not Yet Acquired ____ Partly Acquired X Publicly Owned ____ No Land Involved ____ Gift			Project Description: FY 2021 Development of conceptual design to best utilize the park property FY 2022: Design Engineering & Permitting FY 2023: Construct (cost estimated only pending design and schedule of value) Design & Permitting - \$250,000 Construction - \$ 900,000 Contingency - \$100,000 Total Anticipated Cost \$1,250,000 UNFUNDED PROJECT	
3. Estimated Costs: In Previous CIP \$ _____ 0 In Present CIP \$ 1,250,000 Engineering \$ 250,000 Land \$ _____ Site \$ _____ Improvement \$ 1,000,000 Construction \$ _____ 0 Landscaping \$ _____ Equipment \$ _____		7. Effect of Operating Cost (+ or -): \$ _____ Personal Services \$ _____ Contractual for Services \$ _____ Equipment \$ 10,000 Other Costs: electric, maintenance \$ 10,000 Total				
4. Sources of Financing: Local State Federal 1 st Yr. _____ 2 nd Yr. _____ 3 rd Yr. TBD TBD TBD 4 th Yr. TBD TBD TBD 5 th Yr. TBD TBD TBD		8. Effect on income (+ or -): ____ Loss of Taxes ____ Gain From Sale of ____ Previous Facility ____ New Revenues X No Effect \$ _____ Total			Project Justification: Implementation of the City's Recreation & Open Space Element of the Comprehensive Plan to provide a recreational level of service for all users.	

Capital Improvements Program



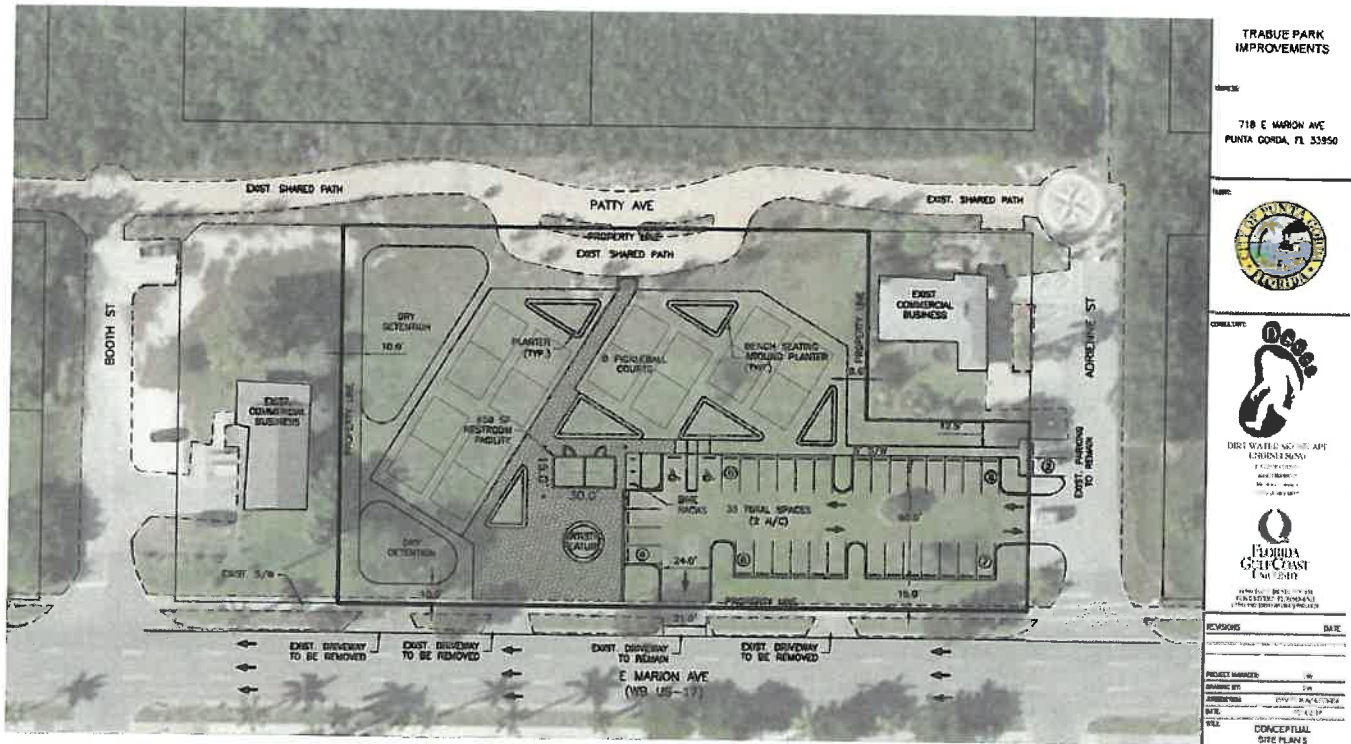
Trabue Park Improvements

**Capital Improvements Program
UNFUNDED PROJECT**

5

Project Title: Trabue Park Improvement with Pickleball Courts						
Acct #: TBD			Project Code: TBD			
Project Priority: Infrastructure Sustainability- Maintain and enhance the City's capital assets and quality municipal services.				Goal: Complete the Trabue Park connecting neighborhoods with a park		
Previous Years	FY 2020	FY 2021	FY 2022	FY 2023	FY 2024	Total Cost
\$ 0	\$ 0	\$ 0	\$ 160,000	\$ 800,000	\$ 800,000	\$ 1,760,000
1. Land Cost: ____ Acres ____ Front Ft ____ Sq Ft N/A		5. Status of Project: X Preliminary Estimate ____ Survey in Progress ____ Plans in Preparation ____ Completed			Department: CM/Urban Design Contact Person: Joan LeBeau	
2. Building Construction Cost: ____ Sq. Ft. ____ Equipment N/A		6. Status of Land Acquisition: ____ Not Yet Acquired ____ Partly Acquired X Publicly Owned ____ No Land Involved ____ Gift			Project Description: FY 2022: Utilizing the conceptual plan provided by FGCU engineering students - Design Engineering & Permitting FY 2023-2024: Construct - to include but not limited to: Pickleball Courts (8 total), parking, rest room facility, sound abatement, stormwater, site furniture, and drainage (cost estimated only pending design and schedule of value) Design & Permitting - \$160,000 Construction - \$ 1,400,000 Contingency - \$200,000 Total Anticipated Cost \$1,760,000.	
3. Estimated Costs: In Previous CIP \$ 0 In Present CIP \$ 1,760,000 Engineering \$ 160,000 Land \$ _____ Site \$ _____ Improvement \$ _____ Construction \$ 1,600,000 Landscaping \$ _____ Equipment \$ _____		7. Effect of Operating Cost (+ or -): \$ _____ Personal Services \$ _____ Contractual for Services \$ _____ Equipment \$ 12,000 Other Costs: Janitorial, maintenance, electric \$ 12,000 Total				
4. Sources of Financing: Local State Federal 1 st Yr. _____ 2 nd Yr. _____ 3 rd Yr. TBD TBD TBD 4 th Yr. TBD TBD TBD 5 th Yr. TBD TBD TBD		8. Effect on income (+ or -): ____ Loss of Taxes ____ Gain From Sale of ____ Previous Facility ____ New Revenues X No Effect \$ _____ Total			Project Justification: Implementation of the City's Recreation & Open Space Element of the Comprehensive Plan to provide a recreational level of service for all users.	

Capital Improvements Program



Trabue Park Improvements with Pickleball Courts

**Capital Improvements Program
UNFUNDED PROJECT**

6

Project Title: Sidewalk Connections W. Marion: Bal Harbor to Shreve St.						
Acct #: TBD			Project Code: TBD			
Project Priority: Infrastructure Sustainability- Maintain and enhance the City's capital assets and quality municipal services.				Goal: Complete sidewalk connections & intersection/crosswalk improvements that make walking & biking safe, convenient, and attractive in this area.		
Previous Years	FY2020	FY 2021	FY 2022	FY 2023	FY 2024	Total Cost
\$ 0	\$ 0	\$ 0	\$500,000	\$500,000	\$500,000	\$ 1,500,000
1. Land Cost: ____ Acres ____ Front Ft \$150,000 ____ Sq Ft		5. Status of Project: ____ X Preliminary Estimate ____ Survey in Progress ____ Plans in Preparation ____ Completed			Department: CM/Urban Design Contact Person: Joan LeBeau	
2. Building Construction Cost: ____ Sq. Ft. ____ Equipment N/A		6. Status of Land Acquisition: ____ Not Yet Acquired ____ Partly Acquired ____ X Publicly Owned ____ No Land Involved ____ Gift			Project Description: FY 2021: Design preliminary concept plan for a sidewalk replacement and intersection treatments along the South side of W Marion Ave. from Bal Harbor to W Henry St., and W Henry St. to Shreve St. FY 2023: Design Engineering & Permitting Land/Easement acquisition(s) FY 2024: Construct (cost estimated only pending design and schedule of value) Design & Permitting - \$350,000 Land/Easements - \$150,000 Construction - \$ 200,000 Contingency - \$800,000 Total Anticipated Cost \$1,500,000	
3. Estimated Costs: In Previous CIP \$ 0 In Present CIP \$ 1,500,000 Engineering \$ 350,000 Land \$ 150,000 Site \$ Improvement \$ 1,000,000 Construction \$ Landscaping \$ Equipment \$		7. Effect of Operating Cost (+ or -): \$ Personal Services \$ Contractual for Services \$ Equipment \$ 1,500 Other Costs: Maintenance \$ 1,500 Total			Project Justification: Implementation of the City's Transportation Element of the 2040 Comprehensive Plan to provide a level of service for all users by enhancing pedestrian safety and connectivity. This project is intended to create better and safer connections between the Punta Gorda Isles neighborhood and the Historic District within the Fishermen's Village area.	
4. Sources of Financing: Local State Federal 1 st Yr. _____ 2 nd Yr. _____ 3 rd Yr. <u>TBD</u> <u>TBD</u> <u>TBD</u> 4 th Yr. <u>TBD</u> <u>TBD</u> <u>TBD</u> 5 th Yr. <u>TBD</u> <u>TBD</u> <u>TBD</u>		8. Effect on income (+ or -): ____ Loss of Taxes ____ Gain From Sale of ____ Previous Facility ____ New Revenues ____ X No Effect \$ Total				

Capital Improvements Program



Sidewalk Connections W. Marion: Bal Harbor to Shreve St.

**Capital Improvements Program
UNFUNDED PROJECT**

7

Project Title: Henry Street Property Improvements																														
Acct #: 301-3004-572-6332			Project Code: Various																											
Project Priority: Infrastructure Sustainability - Maintain and enhance the City's capital assets and quality municipal services				Goal: Maintain and enhance the City's infrastructure to ensure efficient and effective service delivery and quality aesthetic appeal																										
Previous Years	FY 2020	FY 2021	FY 2022	FY 2023	FY 2024	Total Cost																								
\$ 0	\$ 0	\$ 0	\$ 250,000	\$ 500,000	\$ 500,000	\$ 1,250,000																								
1. Land Cost: _____ Acres _____ Front Ft _____ _____ Sq Ft N/A		5. Status of Project: <input checked="" type="checkbox"/> Preliminary Estimate _____ Survey in Progress _____ Plans in Preparation _____ Completed		Department: CM/Urban Design Contact Person: Joan LeBeau																										
2. Building Construction Cost: _____ Sq. Ft. _____ Equipment TBD		6. Status of Land Acquisition: _____ Not Yet Acquired _____ Partly Acquired <input checked="" type="checkbox"/> Publicly Owned _____ No Land Involved _____ Gift		Project Description: FY 2020-2021 Gather information and relevant data to create a conceptual plan in coordination with proposed development plan involving Peace River Wildlife Center relocation to this site. This will include modifications to the Hounds on Henry Dog Park and connections to Linear Park, History Park, History Park Community Garden and the Library. FY 2022 Design engineering to include elements proposed in the conceptual plan. FY 2023-2024 Phase approach for construction (cost estimated only pending design and schedule of value) Design & Permitting - \$250,000 Construction - \$900,000 Contingency - \$100,000 Total Anticipated Cost \$1,250,000 Additional funding sources could include park impact fees & ADA funds approved through 1% sales tax																										
3. Estimated Costs: In Previous CIP \$ _____ 0 In Present CIP \$ _____ 1,250,000 Engineering \$ _____ 250,000 Land \$ _____ Site/Const. Serv. \$ _____ Improvement \$ _____ Construction \$ _____ 1,000,000 Landscaping \$ _____ Equipment \$ _____		7. Effect of Operating Cost (+ or -): \$ _____ Personal Services \$ _____ Contractual for Services \$ _____ Equipment \$ _____ 5,000 Other Costs: general maintenance, electric, landscape \$ _____ 5,000 Total		Project Justification: In compliance with the City's Recreation and Open Space Element of the 2040 Comprehensive Plan this project builds on the Punta Gorda Pathways theme and increases economic viability and sustainability through the connection of important pedestrian components and public space, which serves both the local residents and visitors to our community.																										
4. Sources of Financing: <table style="width:100%; border-collapse: collapse;"> <thead> <tr> <th></th> <th align="center">Local</th> <th align="center">State</th> <th align="center">Federal</th> </tr> </thead> <tbody> <tr> <td>1st Yr.</td> <td align="center">_____</td> <td align="center">_____</td> <td align="center">_____</td> </tr> <tr> <td>2nd Yr.</td> <td align="center">_____</td> <td align="center">_____</td> <td align="center">_____</td> </tr> <tr> <td>3rd Yr.</td> <td align="center">TBD</td> <td align="center">TBD</td> <td align="center">TBD</td> </tr> <tr> <td>4th Yr.</td> <td align="center">TBD</td> <td align="center">TBD</td> <td align="center">TBD</td> </tr> <tr> <td>5th Yr.</td> <td align="center">TBD</td> <td align="center">TBD</td> <td align="center">TBD</td> </tr> </tbody> </table>			Local	State	Federal	1 st Yr.	_____	_____	_____	2 nd Yr.	_____	_____	_____	3 rd Yr.	TBD	TBD	TBD	4 th Yr.	TBD	TBD	TBD	5 th Yr.	TBD	TBD	TBD	8. Effect on income (+ or -): _____ Loss of Taxes _____ Gain From Sale of _____ Previous Facility _____ New Revenues <input checked="" type="checkbox"/> No Effect \$ _____ Total				
	Local	State	Federal																											
1 st Yr.	_____	_____	_____																											
2 nd Yr.	_____	_____	_____																											
3 rd Yr.	TBD	TBD	TBD																											
4 th Yr.	TBD	TBD	TBD																											
5 th Yr.	TBD	TBD	TBD																											

* FUNDING SOURCES (SEE PAGE 8.05)

Capital Improvements Program



W HENRY SITE

28.3 Total Acreage*

*All acreage figures are derived from GIS Data and are not survey data

Henry Street Property Improvements

Project Information Sheet



Name of Project: Henry Street Crosswalk

Name of Organization: Punta Gorda Isles Civic Association/Visual Arts Center

Contact Person: Kelley Frohlich

Email address: kelley.frohlich@yahoo.com

Phone: 352-214-1211

Mailing address: 1133 Treasure Cay Ct, Punta Gorda, FL 33950

Need: A safe crossing point for pedestrians and cyclists from the south side of Henry Street at Garvin to Caicos and vehicular speed control coming over bridge heading east where W. Marion turns into Henry Street. Historic quarterly crash analysis reports from the Punta Gorda Police Department consistently show the intersection of Maud St. and Marion one of the top areas of incidents in the city.

Purpose: enhancing public safety, pedestrian access and quality of life by providing safe access to popular shopping, dining and recreation amenities

Objectives: Apply engineering and design principles that meet the demands of safety and overall master plan objectives for a pedestrian and bicycle-friendly city in the most cost-effective manner. Install a "Hawk" crosswalk connecting the

Project Cost Prior Funding: N/A

Project Cost Prior From Sales Tax: N/A

Total Project Cost: \$240,000

Project Cost Required New Sales Tax: \$240,000

Annual Operating Cost: None

Will the project impact public health and safety? Yes

Will the project foster economic development and create long-term jobs? NO



Will the project result in decreased, increased, or no operation and maintenance (O&M) costs? None

Will sales tax allow for application of grant funds from another entity? Unknown

Will the project enable furtherance of phased projects from previous sales tax extension? No

Is this a joint project with another entity? Yes

Will the project meet a community obligation to serve a special needs segment of the City's population, such as: low-income, aged, or minorities? Yes

Is the project included Master Plan and/or Comprehensive Plan? NO

Will the project impact environmental quality of the County? Yes

Percentage of population served? less than 25%


Will the project improve quality of life in the City of Punta Gorda? Yes

Is the project state or federally mandated? NO

Capital Improvements Program

Project Title: Henry Street Crosswalks																														
Acct #:			Project Code:																											
Project Priority: Health & Safety; Quality of Life, and Environmental impact			Goal: Provide safe pedestrian and cyclist crossing points to popular dining and recreation, expanding access and reducing vehicular traffic near Fisherman's Village																											
Previous Years	FY 2020	FY 2021	FY 2022	FY 2023	FY 2024	Total Cost																								
		\$240,000																												
1. Land Cost: _____ Acres _____ Front Ft _____ Sq Ft		5. Status of Project: <input checked="" type="checkbox"/> Preliminary Estimate _____ Survey in Progress _____ Plans in Preparation _____ Completed		Department: Contact Person:																										
2. Building Construction Cost: _____ Sq. Ft. _____ Equipment		6. Status of Land Acquisition: _____ Not Yet Acquired _____ Partly Acquired _____ Publicly Owned <input checked="" type="checkbox"/> No Land Involved _____ Gift		Project Description: 1- Install a "Hawk" Signalized crosswalk from near the SE corner of Garvin and Henry connecting to the adjacent sidewalk at the NE corner of Breakers Ct. and Henry St. 2 - Install a non-signalized standard crosswalk from near the SW Corner of Calcos and Henry to the adjacent sidewalk at the NW corner of Henry and Maud St. 3 - Install a flashing beacon light at the top of the bridge on Marion St. just before Garvin St. visible east bound with signage "Slow Pedestrian Crossing Ahead."																										
3. Estimated Costs: In Previous CIP \$ _____ In Present CIP \$ <u>240,000</u> Engineering \$ <u>50,000</u> Land \$ _____ Site \$ _____ Improvement \$ <u>20,000</u> Construction \$ _____ Landscaping \$ _____ Equipment \$ <u>170,000</u>		7. Effect of Operating Cost (+ or -): \$ _____ Personal Services \$ _____ Contractual for Services \$ _____ Equipment \$ _____ Other Costs: \$ _____ Total		Project Justification: This project will improve the safety and quality of life for residents from Henry Street side streets from Lewis Circle to Exuma Ct by providing safe crossing points from the South side of Henry street for pedestrians and cyclists to access popular dining, shopping and recreation areas at/near Fisherman's Village. There is an absence of sidewalk and marked crosswalks on this pedestrian and cyclist heavy area. It will also provide an environmental impact with improved access leading to a reduction in vehicular traffic in the area. It will also serve special needs by providing safe access for low-income residents without vehicles and the disabled.																										
4. Sources of Financing: <table style="width: 100%; border-collapse: collapse;"> <thead> <tr> <th></th> <th style="text-align: center;">Local</th> <th style="text-align: center;">State</th> <th style="text-align: center;">Federal</th> </tr> </thead> <tbody> <tr> <td>1st Yr.</td> <td style="text-align: center;">_____</td> <td style="text-align: center;">_____</td> <td style="text-align: center;">_____</td> </tr> <tr> <td>2nd Yr.</td> <td style="text-align: center;">_____</td> <td style="text-align: center;">_____</td> <td style="text-align: center;">_____</td> </tr> <tr> <td>3rd Yr.</td> <td style="text-align: center;">_____</td> <td style="text-align: center;">_____</td> <td style="text-align: center;">_____</td> </tr> <tr> <td>4th Yr.</td> <td style="text-align: center;">_____</td> <td style="text-align: center;">_____</td> <td style="text-align: center;">_____</td> </tr> <tr> <td>5th Yr.</td> <td style="text-align: center;">_____</td> <td style="text-align: center;">_____</td> <td style="text-align: center;">_____</td> </tr> </tbody> </table>			Local	State	Federal	1 st Yr.	_____	_____	_____	2 nd Yr.	_____	_____	_____	3 rd Yr.	_____	_____	_____	4 th Yr.	_____	_____	_____	5 th Yr.	_____	_____	_____	8. Effect on income (+ or -): _____ Loss of Taxes _____ Gain From Sale of _____ Previous Facility _____ New Revenues <input checked="" type="checkbox"/> No Effect \$ _____ Total				
	Local	State	Federal																											
1 st Yr.	_____	_____	_____																											
2 nd Yr.	_____	_____	_____																											
3 rd Yr.	_____	_____	_____																											
4 th Yr.	_____	_____	_____																											
5 th Yr.	_____	_____	_____																											

* FUNDING SOURCES (SEE PAGE 8.05)



ight on
estrian

Signalized
crosswalk

Unsignalized Crosswalk

Visual Arts Center

Five Star Realty of
Charlotte County

Cosby St
W Marion Ave

Maud St

E Olympia Ave

E Olympia Ave

Maud St

E Olympia Ave

Breakers Ct
W Marion Ave

V Henry St

W Henry St

W Henry St

Garvin St

Calcos Dr

Hawks Nest Ct

Google



Cosby St
W Marion Ave

W St
E St

E Olympia Ave
Linear Park

Five Star Realty of
Charlotte County

SandStar Remodeling

E Olympia Ave

W Marion Ave

Maud St

E Olympia Ave

W Henry St

W Henry St

W Henry St

W Henry St

Ave

Gravin St

Carsons Dr

Carsons Dr

Carsons Dr

Hawk's Nest Ct

Google



Project Information Sheet

Name of Project: History Park Maintenance / Improvements / Restoration

Name of Organization: Old Punta Gorda Inc. dba Punta Gorda Historical Society

Contact Person: Sandy Moon

Email address: samoon127@gmail.com

Phone: 262.442.0709

Mailing address: 118 Sullivan St., Punta Gorda, FL 33950

Need: History Park sustainability, maintaining and enhancing the grounds. Establish a gift shop. Maintenance / repairs at (2) houses. New cement base and restoration of calaboose. Enhance Community experience and Economic development.

Purpose: To ensure the safety of the community, enhance tours of the houses, engage community with the education of Punta Gorda historic properties. A gift shop to stimulate economic growth of small business and the Society.

Objectives: Establish a plan to repair two houses with flooring / safety concerns. Relocate and renovate the calaboose to avoid loss of historic item. Review / repair all paver walkways for safety. Establish long term maintenance program for park and properties.

Project Cost Prior Funding: -0-

Project Cost Prior From Sales Tax: -0-

Total Project Cost: \$85,000.00

Project Cost Required New Sales Tax: \$85,000.00

Annual Operating Cost: \$43,432.00



Will the project impact public health and safety? Yes

Will the project foster economic development and create long-term jobs? Yes

Will the project result in decreased, increased, or no operation and maintenance (O&M) costs? Increased costs

Will sales tax allow for application of grant funds from another entity? Unknown

Will the project enable furtherance of phased projects from previous sales tax extension? No

Is this a joint project with another entity? No

Will the project meet a community obligation to serve a special needs segment of the City's population, such as: low-income, aged, or minorities? Yes

Is the project included Master Plan and/or Comprehensive Plan? No

Will the project impact environmental quality of the County? No

Percentage of population served? Unknown

Will the project improve quality of life in the City of Punta Gorda? Yes

Is the project state or federally mandated? No



Project Title: History Park Maintenance / Improvements / Restoration
Acct #: _____ **Project Code:** N/A **Project Priority:** High
Previous Years _____ **Total Cost \$85,000.00**

Goal:

5. Status of Project:

Department:

1. Land Cost: N/A

_____ Acres
 _____ Front Ft _____

_____ Sq Ft
 _____ Completed

Preliminary Estimate
 _____ Survey in

Contact Person: Sandy Moon
 Progress

Yes _____ Plans in Preparation

Project Description:

6. Status of Land Acquisition:

_____ Not Yet Acquired
 _____ Partly Acquired

Publicly Owned
 _____ No Land Involved

_____ Gift

7. Effect of Operating Cost (+ or -):

3. Estimated Costs:

In Previous CIP	\$	_____
In Present CIP	\$ 85,000.00	_____
Engineering	\$	_____
Land	\$	_____
Site	\$	_____
Improvement	\$ 85,000.00	_____
Construction	\$	_____
Landscaping	\$	_____
Equipment	\$	_____

_____ Personal Services

_____ Contractual for
 Services
 _____ Equipment

_____ Other Costs:

_____ **Project Justification:**

_____ **Total**

4. Sources of Financing:

8. Effect on income (+ or -):



Punta Gorda

Florida's Historic HomeTown

Local TBD	State TBD	Federal TBD	_____	Loss of Taxes	
1st Yr.	_____	_____	_____	_____	Gain From Sale of Previous Facility New Revenues
2nd Yr.	_____	_____	_____	_____	
3rd Yr.	_____	_____	_____	_____	
4th Yr.	_____	_____	_____	_____	
5th Yr.	_____	_____	_____	_____	___X___ No Effect Total
\$		_____			





Punta Gorda Historical Society
118 Sullivan Street
Punta Gorda, FL 33950

www.puntagordahistory.com
www.facebook.com/puntagordahistory

Margaret Bogardus, President

Mission / Vision / Values

Mission: Our mission is to protect significant historic properties representing our diverse cultural experience by taking direct action and inspiring broad public support. And how do we do it? By fostering a deep sense of community, commitment, and passion for saving these historic houses and buildings.

Vision: Enriching and transforming lives through unparalleled access and education of our historical properties and their stories.

Values: We believe that increasing the public's knowledge of history has profound societal, cultural, and economic benefit.



PUNTA GORDA HISTORY PARK

501 Shreve Street

Founded under the Punta
Gorda Historical Society

May 1995

OUR
FOUNTAIN




CIGAR
COTTAGE
1890S



TRABUE
LAND SALES
OFFICE
CIRCA 1885

Site of future gift shop to
support local small
businesses, enhance
community experience and
economic growth



QUEDNAU
HINDMAN
HOUSE
CIRCA 1925

Renovations required for
flooring, install new air
conditioner, other
interior / exterior
maintenance and repairs.




THE PRICE HOUSE 1914

Porch & landings in
need of Repair and
reinforcement as well
as other renovations /
repairs



CALABOOSE

A new cement pad and relocation within the Park is needed as well as restoration of the metal in order to preserve the heritage of the first city jail.



LANDSCAPING / PAVERS / GROUNDS MAINTENANCE

If you look closely at the photo, particularly the pavers, you will notice that this walkway as well as many others need repair / replacement. Trees require pruning, removal (dead) as well as landscaping beds require constant maintenance. Many wood "tree" benches and picnic tables require renovation or replacement due to wood deterioration. As a nonprofit organization, volunteers and donations cannot cover all the maintenance of the Park. This can only be done through grants and RFP's. Upkeep and maintenance as well as removal of fire ants, termites and rats are vital to the safety of our community!





CHALLENGES
AND
OPPORTUNITIES
HOW YOU CAN
HELP

- We Invite your participation and assistance in promoting our projects.
- We are a small Historical Society which has accomplished much in its 30 some year history.
- We not only maintain and preserve the History Park for the benefit of the Community, we also maintain and preserve two historic landmark buildings in Punta Gorda, the Train Depot and the Woman's Club. Quite the feat for a small-town nonprofit.



Florida's Harborside Hometown

Project Information Sheet

Name of Project: Maud Street Angled Parking

Name of Organization: Charlotte County Art Guild, Inc. dba Visual Arts Center

Contact Person: Janet Watermeier

Email address: execdir@visualartcenter.org

Phone: 941-639-8810 VAC and 239-633-2793 Executive Director Cell

Mailing address: 210 Maud Street, Punta Gorda, FL 33950

Need: The Visual Arts Center needs additional parking and is proposing the City of Punta Gorda consider providing angled parking along Maud Street to accommodate Visual Arts Center visitors, as well as other businesses patron use in the surrounding area. The VAC is across from Fishermen's Village and during Season and popular event times, the area needs additional parking, particularly for event overflow parking. It is a very busy area for traffic, particularly during Season.

Purpose: To alleviate parking congestion and provide additional needed parking during peak times.

Objectives: Provide additional parking options for Punta Gorda residents and visitors in the Fishermen's Village/Visual Arts Center market area. This project is anticipated as a City of Punta Gorda project and the VAC will work with the City if the project is selected.

Project Cost Prior Funding: \$0

Project Cost Prior From Sales Tax: \$0

Total Project Cost: \$275,000

Project Cost Required New Sales Tax: \$275,000

Annual Operating Cost: Minimal operation and maintenance for the City.

Will the project impact public health and safety?

During Season, and particularly during special events, business patrons in the area circle looking for spaces and park along Maude Street in the grass in a haphazard way. Providing angled parking spaces in the theme of the City's brick parking areas will provide a safer place for automobiles to park in designated parking spaces.

Will the project foster economic development and create long-term jobs?

It will facilitate economic development within the business region that is hampered by lack of available parking to meet demand for morning, afternoon and evening events.

Will the project result in decreased, increased, or no operation and maintenance (O&M costs)? Minimal operation and maintenance for the City.

Will sales tax allow for application of grant funds from another entity? No.

Will the project enable furtherance of phased projects from previous sales tax extension? No.

Is this a joint project with another entity? No.

Will the project meet a community obligation to serve a special needs segment of the City's population, such as: low-income, aged, or minorities? Yes, more handicap parking could become available closer to the Visual Arts Center and surrounding businesses.

Is the project included Master Plan and/or Comprehensive Plan? It is consistent with the Master Plan and the City's street enhancement and parking plan.

Will the project impact environmental quality of the County? No.

Percentage of population served? 100% of public. Anyone living or visiting Punta Gorda could use the parking spaces. Visitors to Fishermen's Village, the VAC and surrounding businesses would be primary users.


Will the project improve quality of life in the City of Punta Gorda?

Yes, it will help with the shortage of parking in the immediate area and make it safer for people who park on the grass haphazardly, and should calm traffic in an area with some history of auto accidents at the intersection of Maud and Marion.

Is the project state or federally mandated? No.

Capital Improvements Program Project Detail

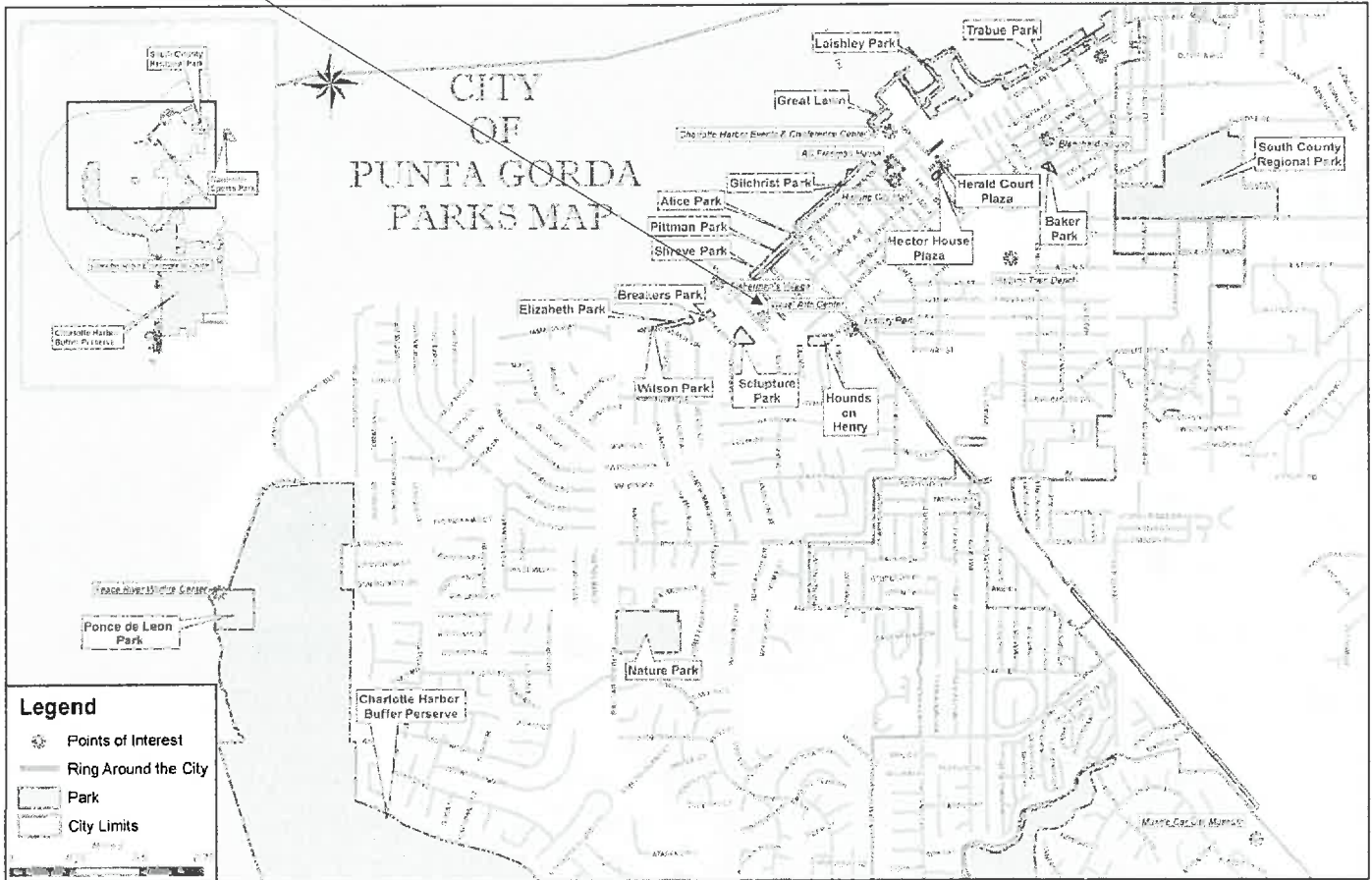
Project Title: Maud Street Angled Parking						
Acct #: TBD			Project Code: TBD			
Project Priority: To provide needed public parking within the Visual Arts Center (VAC)/Fishermen's Village business sector and eliminate grass and haphazard parking along Maud Street during high traffic business times and special events. It will also enable future expansion of the VAC.				Goal: To expand parking opportunities and sidewalks for customers and business patrons in the Visual Arts Center/ Fishermen's Village market area along Maud Street.		
Previous Years	FY 2020	FY 2021	FY 2022	FY 2023	FY 2024	Total Cost
\$ 0	\$ 0		\$ 15,000	\$ 260,000	\$ 0	\$ 275,000
1. Land Cost: _____ Acres _____ Front Ft _____ _____ Sq Ft _____ N/A		5. Status of Project: _____ XX _____ Preliminary Estimate _____ Survey in Progress _____ Plans in Preparation _____ Completed			Department: VAC & Urban Design Contact Person: Janet Watermeier	
2. Building Construction Cost: _____ Sq. Ft. _____ Equipment N/A		6. Status of Land Acquisition: _____ Not Yet Acquired _____ Partly Acquired _____ xx _____ Publicly Owned _____ No Land Involved _____ Gift			Project Description: Maud Street, adjacent to the Visual Arts Center and across from Fishermen's Village, offers an opportunity to provide additional parking in a concentrated business area. The project requires engineering and planning for final numbers, however, preliminary conservative observations indicate the potential for 35 or more angled brick paver parking spaces along Maud Street. This will alleviate parking congestion and promote parking safety. Continuing the City's theme of paved parking spaces is suggested. Engineered drawings and detailed cost estimates are needed, however, after brief consultation with Urban Design, a preliminary cost estimate of \$275,000 is provided for 35 angled spaces.	
3. Estimated Costs: In Previous CIP \$ _____ 0 In Present CIP \$ _____ 0 Engineering \$ _____ 15,000 Land \$ _____ Site \$ _____ Improvement \$ _____ 0 Construction \$ _____ 260,000 Landscaping \$ _____ Equipment \$ _____		7. Effect of Operating Cost (+ or -): \$ _____ Personal Services \$ _____ Contractual for Services \$ _____ Equipment \$ _____ Other Costs: Unknown at this time. \$ _____ Total				
4. Sources of Financing: Local State Federal 1 st Yr. _____ _____ _____ 2 nd Yr. _____ _____ _____ 3 rd Yr. _____ _____ _____ 4 th Yr. _____ _____ _____ 5 th Yr. _____ _____ _____		8. Effect on income (+ or -): _____ Loss of Taxes _____ Gain From Sale of Previous Facility _____ New Revenues _____ No Effect \$ _____ Total			Project Justification: The Visual Arts Center sits on City of Punta Gorda public land, is landlocked and needs additional parking for customer safety and convenience. In addition to the current need for additional parking, anticipated VAC expansion to accommodate citizen and visitor demand for classes and free and open to the public exhibits, will create the need for more additional parking. The parking spaces are in a concentrated business and retail area in need of more parking and will relieve congestion and accommodate multiple businesses within the area promoting enhanced economic development.	



Community Redevelopment Area
City of Punta Gorda, Florida



Visual Arts Center Location, 2110 Maud Street, between Olympia Avenue and Marion Avenue

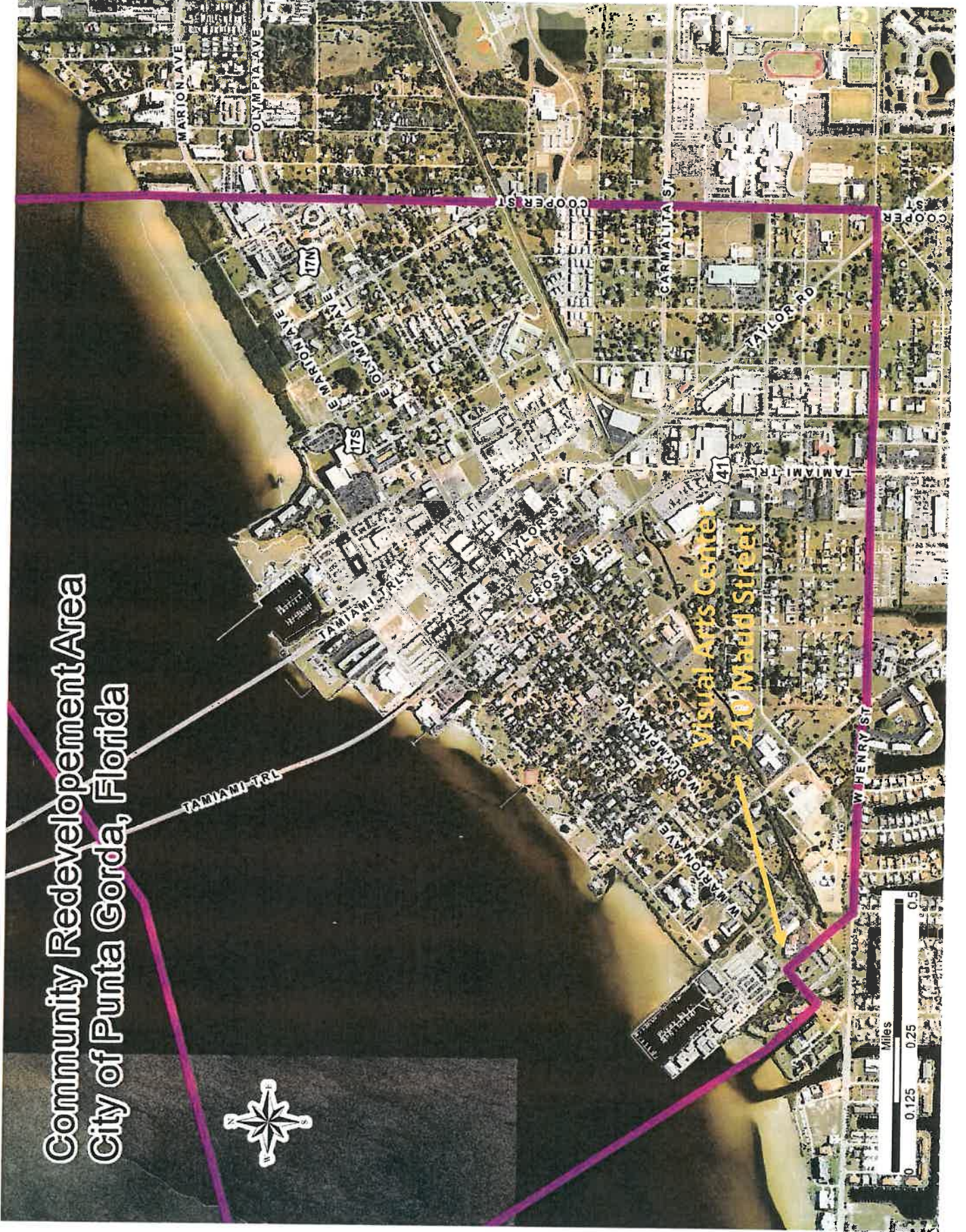




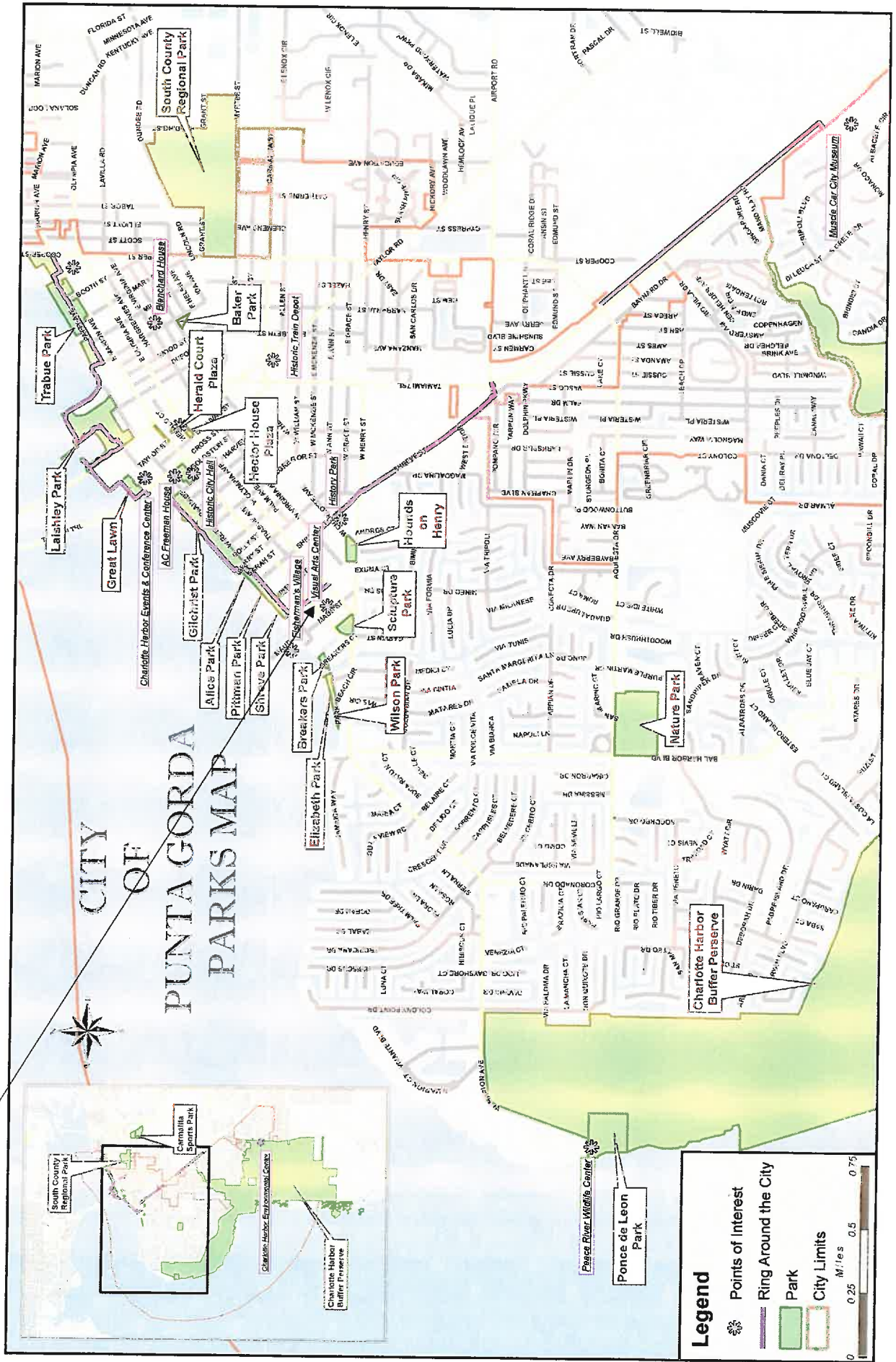
Community Redevelopment Area City of Punta Gorda, Florida



Visual Arts Center
210 Maud Street

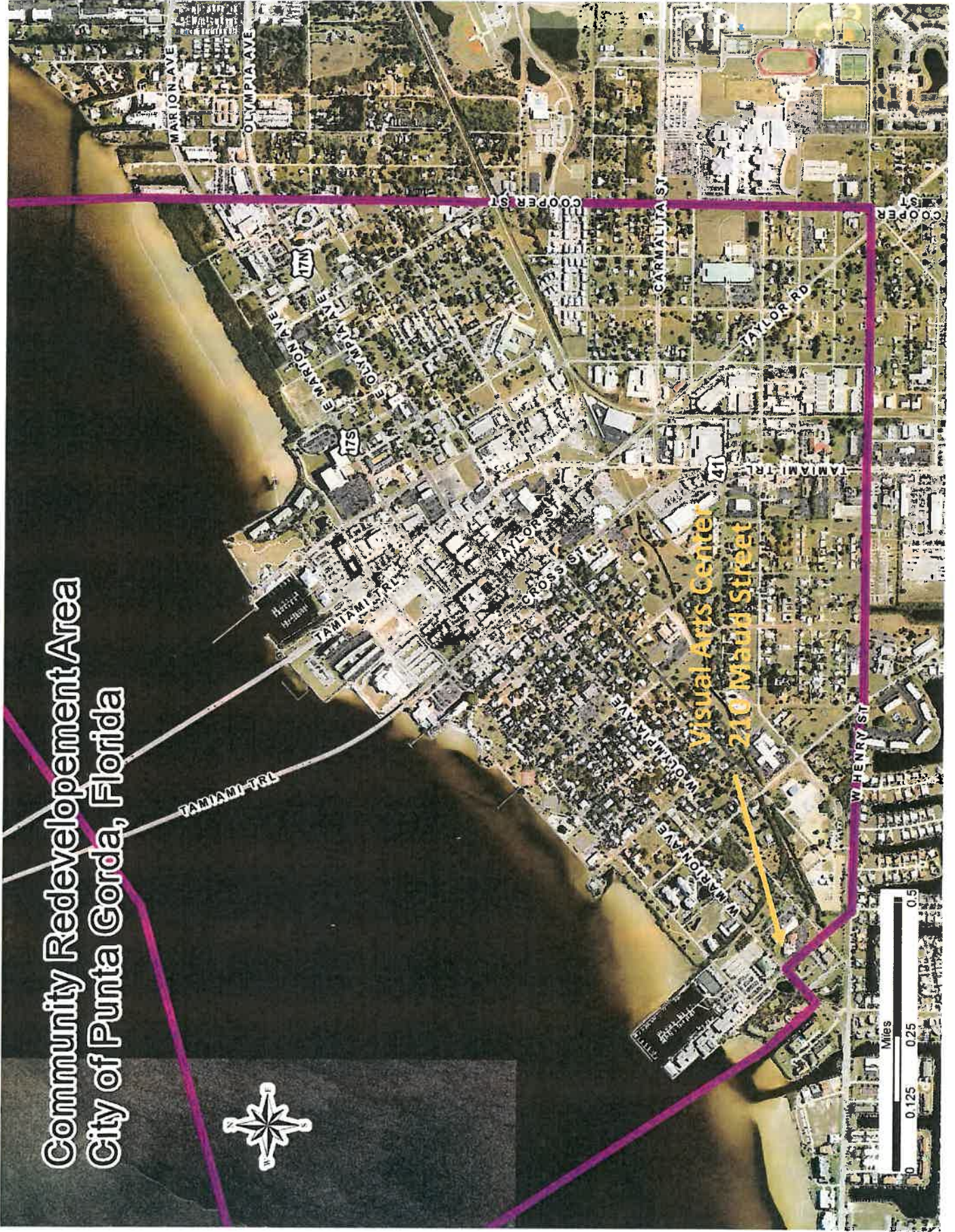


Visual Arts Center Location, 210 Maud Street, between Olympia Avenue and Marion Avenue





Community Redevelopment Area City of Punta Gorda, Florida





Florida's Harborside Hometown

Project Information Sheet

Name of Project: Visual Arts Center Gallery and Classroom Addition

Name of Organization: Charlotte County Art Guild, Inc. dba Visual Arts Center

Contact Person: Janet Watermeier, Executive Director

Email address: execdir@visualartcenter.org

Phone: 941-639-8810 VAC 239-633-2793 (Cell)

Mailing address: 210 Maud Street, Punta Gorda, FL 33950

Need:

The Visual Arts Center (VAC) is a 501c3 nonprofit community organization dedicated to the Visual Arts and located on City of Punta Gorda land on a long term lease. The current facility has reached its capacity and cannot provide classes and exhibits to meet the demand of Punta Gorda residents and guests without expanding its facility. It cannot expand its programs without additional space.

Purpose: The project would expand the VAC by enclosing the current approximately 3,000 sq. ft. patio and create a new main gallery off the main lobby of the VAC. The existing main gallery would be converted to much needed classroom space. Additional patio space for larger outdoor and indoor/outdoor events would be added around the new gallery. A portion of the funds would be used to provide a fire sprinkler system throughout the VAC to make the facility safer.

Objectives: The primary objective would be to provide much needed additional classroom space and expand the current main gallery to accommodate larger local, regional and national exhibit space. This would enable the VAC to meet the needs of current and future residents to enjoy the arts in their local community. The VAC is located near a number of local attractions, the New Library, Fishermen's Village, History Park, Military Museum, and the anticipated new home of the Peace River Wildlife Center. There is synergy in making this area an increasingly attractive destination for residents, tourists and future residents and a cultural draw for vacations or permanent dwellings.

Project Cost Prior Funding: The VAC has been built in phases over time as funds were received. No prior funding has been spent on this expansion to date.

Project Cost Prior From Sales Tax: \$0

Total Project Cost: Estimated costs for the expansion is \$750,000. More detailed costs will be determined once plans are finalized.

Project Cost Required New Sales Tax: \$500,000 is being requested from Sales Tax funding.

Annual Operating Cost: All annual operating costs will be absorbed as part of VAC Annual Operating Budget

Will the project impact public health and safety?

Yes, in a positive way. As part of the project, the VAC will be more fire safe by adding a fire sprinkler system to the entire building. Fire sprinklers will be a code requirement for adding additional space to the VAC.

Will the project foster economic development and create long-term jobs?

Yes, the Visual Arts Center is a community asset that has reached its capacity in serving the local community with classes and exhibits. By adding additional classroom and exhibit space, we will be able to better meet demand, and provide local artists income opportunities. The VAC is a quality of life community economic asset and often one of the primary reasons that new residents decide to reside within the City of Punta Gorda.

Will the project result in decreased, increased, or no operation and maintenance (O&M) costs?

The project will result in no public operation and maintenance costs. All operating and maintenance costs will be absorbed by the VAC's annual operating budget

Will sales tax allow for application of grant funds from another entity? Yes.

Once the project is approved, the VAC will begin applying for Grant Funds and donations to supplement sales tax funding.

Will the project enable furtherance of phased projects from previous sales tax extension?

No, the Visual Arts Center improvements have always been built in phases as funding is available from grants and donations. No sales tax funds have been used in the past. This is the first time sales tax funding has been requested.

Is this a joint project with another entity?

This will be a joint project with the Charlotte County Art Guild, Inc. a 501c3 nonprofit organization dedicated to the visual arts that currently is situated on City of Punta Gorda owned land on a long term land lease.

Will the project meet a community obligation to serve a special needs segment of the City's population, such as: low-income, aged, or minorities?

The Visual Arts Center serves all Punta Gorda residents, guests and visitors and has programs for ages 8 to 80+. Our Galleries are always free and open to the public.

Is the project included Master Plan and/or Comprehensive Plan? Yes.

Will the project impact environmental quality of the County?

It will not negatively impact environmental quality, and will enhance quality of life opportunities for Punta Gorda residents and visitors.

Percentage of population served?

100% of the population is encouraged to use the Visual Arts Center and at least 10% of Punta Gorda Households are members of the VAC.

Will the project improve quality of life in the City of Punta Gorda?


Yes, it will enhance the quality of life for City residents by expanding the capacity to serve them. The VAC has reached its classroom and exhibit capacity in its current facility without expanding, and cannot meet the current demand for services.

Is the project state or federally mandated?

No, it is not state or federally mandated.

Capital Improvements Program Project Detail

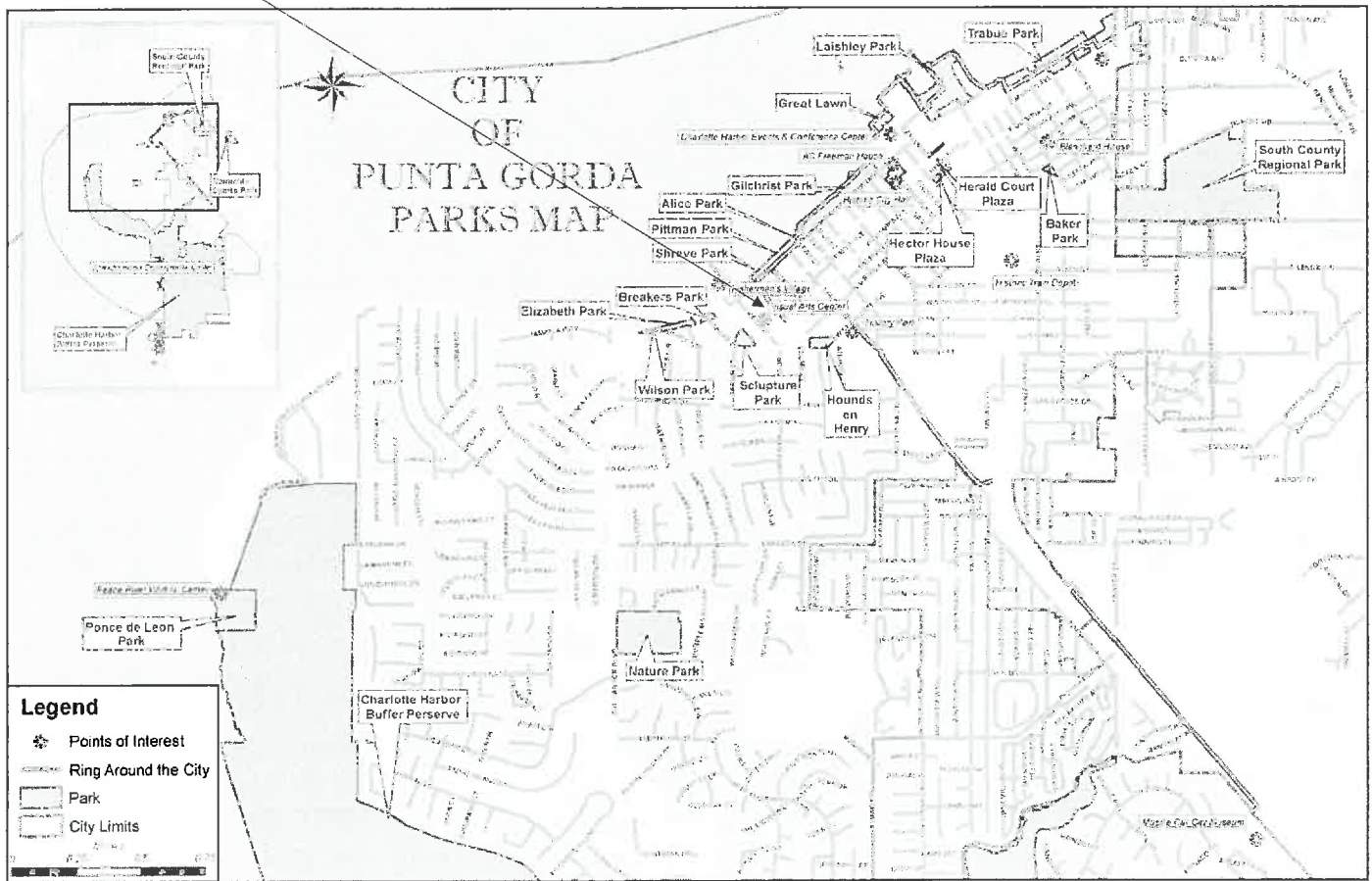
Project Title: Visual Arts Center Expansion						
Acct #: TBD			Project Code: TBD			
Project Priority: Infrastructure Sustainability: Expand the nonprofit Visual Arts community economic asset and cultural capacity. Quality of Life: Enhance Visual Arts capacity to meet current and future service need for residents & tourists.				Goal: To be able to provide services to residents and visitors and expand cultural capacity through Visual Arts by expanding the Visual Arts Center on its current site which is owned by the City of Punta Gorda.		
Previous Years	FY 2020	FY 2021	FY 2022	FY 2023	FY 2024	Total Cost
\$ 0	\$ 0	\$100,000	\$400,000	\$ 0	\$ 0	500,000
1. Land Cost: 0 Acres ____ Front Ft ____ Sq Ft N/A		5. Status of Project: XX Preliminary Estimate ____ Survey in Progress ____ Plans in Preparation ____ Completed			Department: Visual Arts Center Contact Person: Janet Watermeier	
2. Building Construction Cost: 4,000 Sq. Ft. 400,000 ____ Equipment 100,000 N/A		6. Status of Land Acquisition: ____ Not Yet Acquired ____ Partly Acquired XX Publicly Owned ____ No Land Involved ____ Gift			Project Description: The project includes architecture and engineering to build onto the existing 11,900 sq. ft. facility and expand capacity by 3,000 sq. ft. of air conditioned gallery space, renovation of existing 1,500 sq. ft. interior space and 3,000 sq. ft. of outdoor space. Project will require fire sprinklers throughout existing and new space to meet current building codes. It may require upgrading to impact glass to meet current hurricane codes.	
3. Estimated Costs: In Previous CIP \$ 0 In Present CIP \$ 0 Engineering \$ 50,000 Land \$ 0 Site \$ Improvement \$ 75,000 Construction \$ 375,000 Landscaping \$ Equipment \$		7. Effect of Operating Cost (+ or -): \$ Personal Services \$ Contractual for Services \$ Equipment \$ Other Costs: All Operating Costs to be absorbed by VAC Annual Operating Budget \$ 0 Total 0				
4. Sources of Financing: 1 st Yr. Local TBD State TBD Federal TBD 2 nd Yr. _____ 3 rd Yr. _____ 4 th Yr. _____ 5 th Yr. _____		8. Effect on income (+ or -): 0 Loss of Taxes ____ Gain From Sale of Previous Facility ____ New Revenues ____ \$750,000 Value Increase ____ No Effect \$ 0 Total			Project Justification: Estimates are preliminary and will be further refined through design and engineering plans. Grant Funding and donations will be sought to help with the project funding.	



Community Redevelopment Area City of Punta Gorda, Florida



Visual Arts Center Location, 210 Maud Street, between Olympia Avenue and Marion Avenue





Project Information Sheet

Name of Project: Connecting City Points of Interest

Name of Organization: Team Punta Gorda/PRWC

Contact Person: Tom

Cavanaugh

Email

address:

tcavan@com

cast.net

Phone: 941-
268-0684

Mailing address: c/o Team Punta Gorda 227 Sullivan St. Punta Gorda, FL 33950

Need: To provide easy accessibility to community points of interest within the City of Punta Gorda while maintaining quality aesthetic appeal.

Purpose: To ensure application of the City Master Plan in a manner that highlights and increases visibility to popular City attractions.

Objectives: To create a "Campus" for the centrally located attractions through connective pathways and attractive Florida flora. The "Campus" includes: The Public Library; History Park; Community Gardens; Peace River Wildlife Center; Visual Arts Center; Fisherman's Village and the Military Heritage Museum.

Project Cost Prior Funding: \$0

Project Cost Prior From Sales Tax: \$1,804,000

Total Project Cost: \$1,804,000

Project Cost Required New Sales Tax: \$1,804,000

Annual Operating Cost:

Will the project impact public health and safety? Yes

Will the project foster economic development and create long-term jobs? Yes

Will the project result in decreased, increased, or no operation and maintenance (O&M) costs? Increase

Will sales tax allow for application of grant funds from another entity? No



Florida's Harborside Hometown

Will the project enable furtherance of phased projects from previous sales tax extension? No

Is this a joint project with another entity? No

Will the project meet a community obligation to serve a special needs segment of the City's population, such as: low-income, aged, or minorities? Yes

Is the project included Master Plan and/or Comprehensive Plan? Yes

Will the project impact environmental quality of the County? No

Percentage of population served? Unsure

Will the project improve quality of life in the City of Punta Gorda? Yes

Is the project state or federally mandated? No

Project Title:

Acct #:

Project Code:

N/A

Project Priority:

Previous Years

Goal:

Total Cost

Department:

1. Land Cost:

\$0

_____ Acres _____
Front Ft

_____ Sq Ft _____
Completed

_____ Completed

6. Status of Land Acquisition:

Preliminary Estimate

Survey in Progress Contact Person:

Plans in Preparation

Project Description:

2. Building Construction Cost:

_____ Sq. Ft.

_____ Equipment

_____ Equipment

3. Estimated Costs:

In Previous CIP \$ _____

In Present CIP \$ _____

Engineering \$ _____

Land \$ _____

Partly Acquired

No Land Involved

Gift

7. Effect of Operating Cost (+ or -):

Not Yet Acquired

Publicly Owned

Personal Services

Contractual for

Services

Equipment

Other Costs:



Florida's Harborside Hometown

Site Improvement Construction Landscaping Equipment

\$ \$ \$

\$ \$

\$

Project Justification:
Total

4. Sources of Financing:

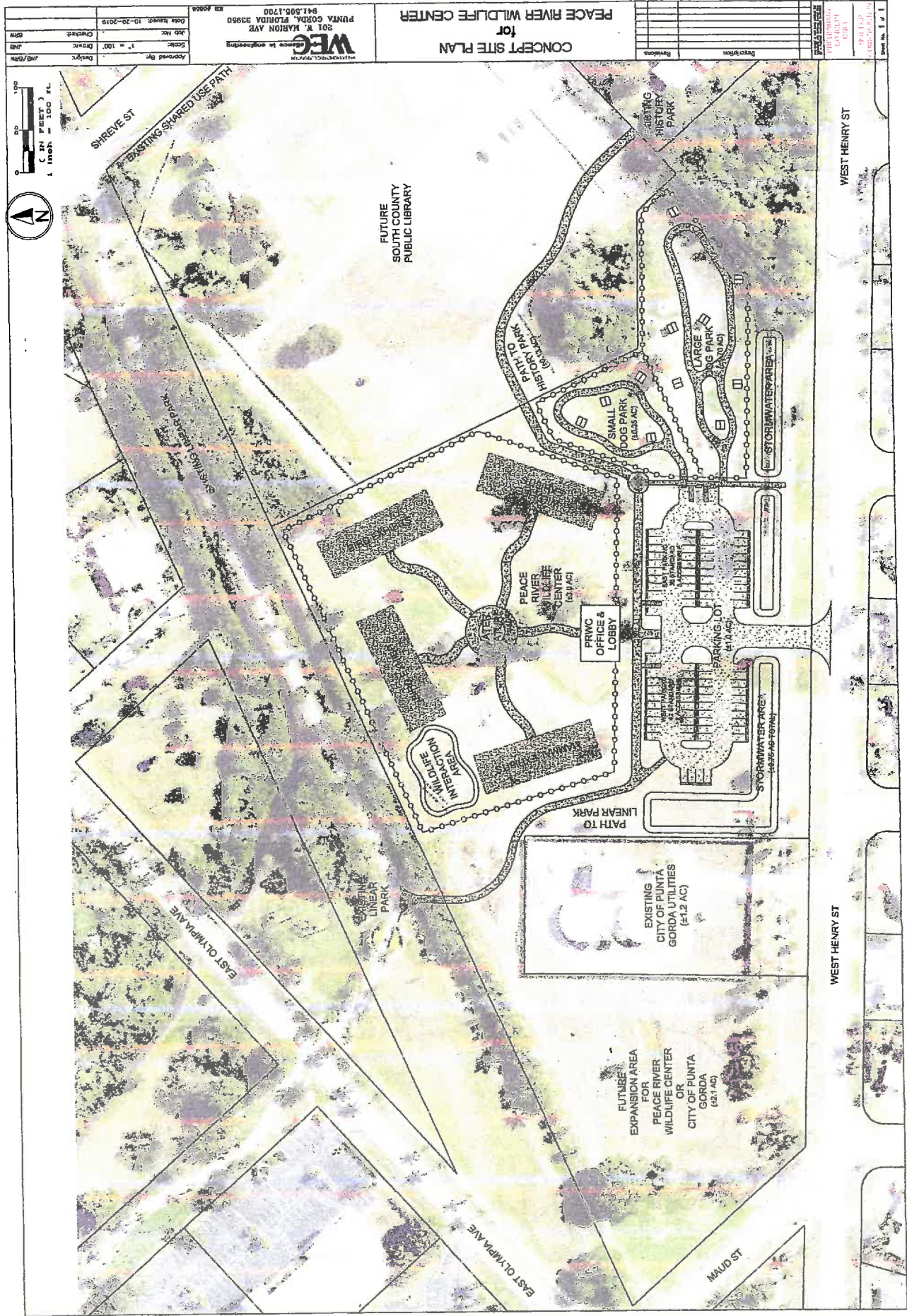
Local	State	Federal	_____	
1st Yr.	_____	_____	_____	_____
2nd Yr.	_____	_____	_____	_____
3rd Yr.	_____	_____	_____	_____
4th Yr.	_____	_____	_____	_____
5th Yr.	_____	_____	_____	_____
\$	_____	_____	_____	Total

Loss of Taxes
Gain From Sale of
Previous Facility
New Revenues

No Effect

5. Status of Project:

2.89 acres



Project Information Sheet

Name of Project: PARK/KAYAK RAMP
AT SOUTH PUNTA GORDA PARK (FIRE STATION II)

Name of Organization: TEAM PUNTA GORDA

Contact Person: TOM CAVANAUGH

Email address: TCAVAN@COMCAST.NET

Phone: 941-268-0684

Mailing address: C/O TEAM PUNTA GORDA
227 Sullivan Street
Punta Gorda, FL 33950

Need: NON MOTORIZED SMALL BOAT ACCESS

Purpose: ACCESS TO KAYAKING TO CANAL SYSTEM

Objectives: ACCESS TO CANAL SYSTEM FOR
KAYAKING

Project Cost Prior Funding: 0

Project Cost Prior From Sales Tax: 0

Total Project Cost: \$20,000

Project Cost Required New Sales Tax: \$20,000

Annual Operating Cost: 2

Will the project impact public health and safety?

Will the project foster economic development and create long-term jobs? NO

Will the project result in decreased, increased, or no operation and maintenance (O&M) costs?

Will sales tax allow for application of grant funds from another entity? ?

Will the project enable furtherance of phased projects from previous sales tax extension?

Is this a joint project with another entity? NO

Will the project meet a community obligation to serve a special needs segment of the City's population, such as: low-income, aged, or minorities? NO

Is the project included Master Plan and/or Comprehensive Plan? NO

Will the project impact environmental quality of the County? NO

Percentage of population served? 25-49%

Will the project improve quality of life in the City of Punta Gorda? YES

Is the project state or federally mandated? NO





Google



Criteria for Scoring Proposed Sales Tax Projects

CRITERIA	3	2	1	CRITERIA SCORE
Will the project impact public health and safety?	Alleviate existing or potential health/safety hazard	Will promote or maintain health/safety	No impact	
Will the project foster economic development and create long-term jobs?	Both	Economic Development or long-term job creation	Neither	
Will the project result in decreased, increased, or no operation and maintenance (O&M) costs?	Decrease O&M costs	No or minimal impact on O&M costs	Result in new O&M costs	
Will sales tax allow for application of grant funds from another entity?	Application of matching grant funds	Application of some grant funds	No	
Will the project enable furtherance of phased projects from previous sales tax extension?	Furtherance of additional phases	Minimal work to previously funded projects	No	
Is this a joint project with another entity?	Multiple other entities	One other entity	No	
Will the project meet a community obligation to serve a special needs segment of the City's population, such as: low-income, aged, or minorities?	Multiple special needs segments	One special needs segment	No	
Is the project included Master Plan and/or Comprehensive Plan?	Both	Master Plan or Comprehensive Plan	Neither	
Will the project impact environmental quality of Punta Gorda?	Significantly improve	No or minimal impact	Negatively impact	
Percentage of population served?	50% or more	25%-49%	Less than 25%	
Will the project improve quality of life in Punta Gorda?	Significantly improve	No or minor improvements	Negatively impact	
Is the project state or federally mandated?	State and Federally Mandated	State or Federally Mandated	No	



Project:
Septic to Sewer

Criteria for Scoring Proposed Sales Tax Projects

CRITERIA	3	2	1	CRITERIA SCORE
Will the project impact public health and safety?	Alleviate existing or potential health/safety hazard	Will promote or maintain health/safety	No impact	
Will the project foster economic development and create long-term jobs?	Both	Economic Development or long-term job creation	Neither	
Will the project result in decreased, increased, or no operation and maintenance (O&M) costs?	Decrease O&M costs	No or minimal impact on O&M costs	Result in new O&M costs	
Will sales tax allow for application of grant funds from another entity?	Application of matching grant funds	Application of some grant funds	No	
Will the project enable furtherance of phased projects from previous sales tax extension?	Furtherance of additional phases	Minimal work to previously funded projects	No	
Is this a joint project with another entity?	Multiple other entities	One other entity	No	
Will the project meet a community obligation to serve a special needs segment of the City's population, such as: low-income, aged, or minorities?	Multiple special needs segments	One special needs segment	No	
Is the project included Master Plan and/or Comprehensive Plan?	Both	Master Plan or Comprehensive Plan	Neither	
Will the project impact environmental quality of Punta Gorda?	Significantly improve	No or minimal impact	Negatively impact	
Percentage of population served?	50% or more	25%-49%	Less than 25%	
Will the project improve quality of life in Punta Gorda?	Significantly improve	No or minor improvements	Negatively impact	
Is the project state or federally mandated?	State and Federally Mandated	State or Federally Mandated	No	



Project:
Gilchrist Park Seating and Shade

Criteria for Scoring Proposed Sales Tax Projects

CRITERIA	3	2	1	CRITERIA SCORE
Will the project impact public health and safety?	Alleviate existing or potential health/safety hazard	Will promote or maintain health/safety	No impact	
Will the project foster economic development and create long-term jobs?	Both	Economic Development or long-term job creation	Neither	
Will the project result in decreased, increased, or no operation and maintenance (O&M) costs?	Decrease O&M costs	No or minimal impact on O&M costs	Result in new O&M costs	
Will sales tax allow for application of grant funds from another entity?	Application of matching grant funds	Application of some grant funds	No	
Will the project enable furtherance of phased projects from previous sales tax extension?	Furtherance of additional phases	Minimal work to previously funded projects	No	
Is this a joint project with another entity?	Multiple other entities	One other entity	No	
Will the project meet a community obligation to serve a special needs segment of the City's population, such as: low-income, aged, or minorities?	Multiple special needs segments	One special needs segment	No	
Is the project included Master Plan and/or Comprehensive Plan?	Both	Master Plan or Comprehensive Plan	Neither	
Will the project impact environmental quality of Punta Gorda?	Significantly improve	No or minimal impact	Negatively impact	
Percentage of population served?	50% or more	25%-49%	Less than 25%	
Will the project improve quality of life in Punta Gorda?	Significantly improve	No or minor improvements	Negatively impact	
Is the project state or federally mandated?	State and Federally Mandated	State or Federally Mandated	No	



Project:
Trabue Park No Pickleball

Criteria for Scoring Proposed Sales Tax Projects

CRITERIA	3	2	1	CRITERIA SCORE
Will the project impact public health and safety?	Alleviate existing or potential health/safety hazard	Will promote or maintain health/safety	No impact	
Will the project foster economic development and create long-term jobs?	Both	Economic Development or long-term job creation	Neither	
Will the project result in decreased, increased, or no operation and maintenance (O&M) costs?	Decrease O&M costs	No or minimal impact on O&M costs	Result in new O&M costs	
Will sales tax allow for application of grant funds from another entity?	Application of matching grant funds	Application of some grant funds	No	
Will the project enable furtherance of phased projects from previous sales tax extension?	Furtherance of additional phases	Minimal work to previously funded projects	No	
Is this a joint project with another entity?	Multiple other entities	One other entity	No	
Will the project meet a community obligation to serve a special needs segment of the City's population, such as: low-income, aged, or minorities?	Multiple special needs segments	One special needs segment	No	
Is the project included Master Plan and/or Comprehensive Plan?	Both	Master Plan or Comprehensive Plan	Neither	
Will the project impact environmental quality of Punta Gorda?	Significantly improve	No or minimal impact	Negatively impact	
Percentage of population served?	50% or more	25%-49%	Less than 25%	
Will the project improve quality of life in Punta Gorda?	Significantly improve	No or minor improvements	Negatively impact	
Is the project state or federally mandated?	State and Federally Mandated	State or Federally Mandated	No	



Project:
Trabue Park with Pickleball

Criteria for Scoring Proposed Sales Tax Projects

CRITERIA	3	2	1	CRITERIA SCORE
Will the project impact public health and safety?	Alleviate existing or potential health/safety hazard	Will promote or maintain health/safety	No impact	
Will the project foster economic development and create long-term jobs?	Both	Economic Development or long-term job creation	Neither	
Will the project result in decreased, increased, or no operation and maintenance (O&M) costs?	Decrease O&M costs	No or minimal impact on O&M costs	Result in new O&M costs	
Will sales tax allow for application of grant funds from another entity?	Application of matching grant funds	Application of some grant funds	No	
Will the project enable furtherance of phased projects from previous sales tax extension?	Furtherance of additional phases	Minimal work to previously funded projects	No	
Is this a joint project with another entity?	Multiple other entities	One other entity	No	
Will the project meet a community obligation to serve a special needs segment of the City's population, such as: low-income, aged, or minorities?	Multiple special needs segments	One special needs segment	No	
Is the project included Master Plan and/or Comprehensive Plan?	Both	Master Plan or Comprehensive Plan	Neither	
Will the project impact environmental quality of Punta Gorda?	Significantly improve	No or minimal impact	Negatively impact	
Percentage of population served?	50% or more	25%-49%	Less than 25%	
Will the project improve quality of life in Punta Gorda?	Significantly improve	No or minor improvements	Negatively impact	
Is the project state or federally mandated?	State and Federally Mandated	State or Federally Mandated	No	



Project:
Sidewalk Connections W Marion Bal Harbor to Shreve

Criteria for Scoring Proposed Sales Tax Projects

CRITERIA	3	2	1	CRITERIA SCORE
Will the project impact public health and safety?	Alleviate existing or potential health/safety hazard	Will promote or maintain health/safety	No impact	
Will the project foster economic development and create long-term jobs?	Both	Economic Development or long-term job creation	Neither	
Will the project result in decreased, increased, or no operation and maintenance (O&M) costs?	Decrease O&M costs	No or minimal impact on O&M costs	Result in new O&M costs	
Will sales tax allow for application of grant funds from another entity?	Application of matching grant funds	Application of some grant funds	No	
Will the project enable furtherance of phased projects from previous sales tax extension?	Furtherance of additional phases	Minimal work to previously funded projects	No	
Is this a joint project with another entity?	Multiple other entities	One other entity	No	
Will the project meet a community obligation to serve a special needs segment of the City's population, such as: low-income, aged, or minorities?	Multiple special needs segments	One special needs segment	No	
Is the project included Master Plan and/or Comprehensive Plan?	Both	Master Plan or Comprehensive Plan	Neither	
Will the project impact environmental quality of Punta Gorda?	Significantly improve	No or minimal impact	Negatively impact	
Percentage of population served?	50% or more	25%-49%	Less than 25%	
Will the project improve quality of life in Punta Gorda?	Significantly improve	No or minor improvements	Negatively impact	
Is the project state or federally mandated?	State and Federally Mandated	State or Federally Mandated	No	



Project:
Henry Street Property Improvements

Criteria for Scoring Proposed Sales Tax Projects

CRITERIA	3	2	1	CRITERIA SCORE
Will the project impact public health and safety?	Alleviate existing or potential health/safety hazard	Will promote or maintain health/safety	No impact	
Will the project foster economic development and create long-term jobs?	Both	Economic Development or long-term job creation	Neither	
Will the project result in decreased, increased, or no operation and maintenance (O&M) costs?	Decrease O&M costs	No or minimal impact on O&M costs	Result in new O&M costs	
Will sales tax allow for application of grant funds from another entity?	Application of matching grant funds	Application of some grant funds	No	
Will the project enable furtherance of phased projects from previous sales tax extension?	Furtherance of additional phases	Minimal work to previously funded projects	No	
Is this a joint project with another entity?	Multiple other entities	One other entity	No	
Will the project meet a community obligation to serve a special needs segment of the City's population, such as: low-income, aged, or minorities?	Multiple special needs segments	One special needs segment	No	
Is the project included Master Plan and/or Comprehensive Plan?	Both	Master Plan or Comprehensive Plan	Neither	
Will the project impact environmental quality of Punta Gorda?	Significantly improve	No or minimal impact	Negatively impact	
Percentage of population served?	50% or more	25%-49%	Less than 25%	
Will the project improve quality of life in Punta Gorda?	Significantly improve	No or minor improvements	Negatively impact	
Is the project state or federally mandated?	State and Federally Mandated	State or Federally Mandated	No	



Project:
Henry Street Crosswalks

Criteria for Scoring Proposed Sales Tax Projects

CRITERIA	3	2	1	CRITERIA SCORE
Will the project impact public health and safety?	Alleviate existing or potential health/safety hazard	Will promote or maintain health/safety	No impact	
Will the project foster economic development and create long-term jobs?	Both	Economic Development or long-term job creation	Neither	
Will the project result in decreased, increased, or no operation and maintenance (O&M) costs?	Decrease O&M costs	No or minimal impact on O&M costs	Result in new O&M costs	
Will sales tax allow for application of grant funds from another entity?	Application of matching grant funds	Application of some grant funds	No	
Will the project enable furtherance of phased projects from previous sales tax extension?	Furtherance of additional phases	Minimal work to previously funded projects	No	
Is this a joint project with another entity?	Multiple other entities	One other entity	No	
Will the project meet a community obligation to serve a special needs segment of the City's population, such as: low-income, aged, or minorities?	Multiple special needs segments	One special needs segment	No	
Is the project included Master Plan and/or Comprehensive Plan?	Both	Master Plan or Comprehensive Plan	Neither	
Will the project impact environmental quality of Punta Gorda?	Significantly improve	No or minimal impact	Negatively impact	
Percentage of population served?	50% or more	25%-49%	Less than 25%	
Will the project improve quality of life in Punta Gorda?	Significantly improve	No or minor improvements	Negatively impact	
Is the project state or federally mandated?	State and Federally Mandated	State or Federally Mandated	No	



Project:
History Park Maintenance

Criteria for Scoring Proposed Sales Tax Projects

CRITERIA	3	2	1	CRITERIA SCORE
Will the project impact public health and safety?	Alleviate existing or potential health/safety hazard	Will promote or maintain health/safety	No impact	
Will the project foster economic development and create long-term jobs?	Both	Economic Development or long-term job creation	Neither	
Will the project result in decreased, increased, or no operation and maintenance (O&M) costs?	Decrease O&M costs	No or minimal impact on O&M costs	Result in new O&M costs	
Will sales tax allow for application of grant funds from another entity?	Application of matching grant funds	Application of some grant funds	No	
Will the project enable furtherance of phased projects from previous sales tax extension?	Furtherance of additional phases	Minimal work to previously funded projects	No	
Is this a joint project with another entity?	Multiple other entities	One other entity	No	
Will the project meet a community obligation to serve a special needs segment of the City's population, such as: low-income, aged, or minorities?	Multiple special needs segments	One special needs segment	No	
Is the project included Master Plan and/or Comprehensive Plan?	Both	Master Plan or Comprehensive Plan	Neither	
Will the project impact environmental quality of Punta Gorda?	Significantly improve	No or minimal impact	Negatively impact	
Percentage of population served?	50% or more	25%-49%	Less than 25%	
Will the project improve quality of life in Punta Gorda?	Significantly improve	No or minor improvements	Negatively impact	
Is the project state or federally mandated?	State and Federally Mandated	State or Federally Mandated	No	



Project:
Maud Street Angle Parking

Criteria for Scoring Proposed Sales Tax Projects

CRITERIA	3	2	1	CRITERIA SCORE
Will the project impact public health and safety?	Alleviate existing or potential health/safety hazard	Will promote or maintain health/safety	No impact	
Will the project foster economic development and create long-term jobs?	Both	Economic Development or long-term job creation	Neither	
Will the project result in decreased, increased, or no operation and maintenance (O&M) costs?	Decrease O&M costs	No or minimal impact on O&M costs	Result in new O&M costs	
Will sales tax allow for application of grant funds from another entity?	Application of matching grant funds	Application of some grant funds	No	
Will the project enable furtherance of phased projects from previous sales tax extension?	Furtherance of additional phases	Minimal work to previously funded projects	No	
Is this a joint project with another entity?	Multiple other entities	One other entity	No	
Will the project meet a community obligation to serve a special needs segment of the City's population, such as: low-income, aged, or minorities?	Multiple special needs segments	One special needs segment	No	
Is the project included Master Plan and/or Comprehensive Plan?	Both	Master Plan or Comprehensive Plan	Neither	
Will the project impact environmental quality of Punta Gorda?	Significantly improve	No or minimal impact	Negatively impact	
Percentage of population served?	50% or more	25%-49%	Less than 25%	
Will the project improve quality of life in Punta Gorda?	Significantly improve	No or minor improvements	Negatively impact	
Is the project state or federally mandated?	State and Federally Mandated	State or Federally Mandated	No	



Project:
Visual Arts Center Gallery and Classroom

Criteria for Scoring Proposed Sales Tax Projects

CRITERIA	3	2	1	CRITERIA SCORE
Will the project impact public health and safety?	Alleviate existing or potential health/safety hazard	Will promote or maintain health/safety	No impact	
Will the project foster economic development and create long-term jobs?	Both	Economic Development or long-term job creation	Neither	
Will the project result in decreased, increased, or no operation and maintenance (O&M) costs?	Decrease O&M costs	No or minimal impact on O&M costs	Result in new O&M costs	
Will sales tax allow for application of grant funds from another entity?	Application of matching grant funds	Application of some grant funds	No	
Will the project enable furtherance of phased projects from previous sales tax extension?	Furtherance of additional phases	Minimal work to previously funded projects	No	
Is this a joint project with another entity?	Multiple other entities	One other entity	No	
Will the project meet a community obligation to serve a special needs segment of the City's population, such as: low-income, aged, or minorities?	Multiple special needs segments	One special needs segment	No	
Is the project included Master Plan and/or Comprehensive Plan?	Both	Master Plan or Comprehensive Plan	Neither	
Will the project impact environmental quality of Punta Gorda?	Significantly improve	No or minimal impact	Negatively impact	
Percentage of population served?	50% or more	25%-49%	Less than 25%	
Will the project improve quality of life in Punta Gorda?	Significantly improve	No or minor improvements	Negatively impact	
Is the project state or federally mandated?	State and Federally Mandated	State or Federally Mandated	No	



Project:
Connecting Points of Interest

Criteria for Scoring Proposed Sales Tax Projects

CRITERIA	3	2	1	CRITERIA SCORE
Will the project impact public health and safety?	Alleviate existing or potential health/safety hazard	Will promote or maintain health/safety	No impact	
Will the project foster economic development and create long-term jobs?	Both	Economic Development or long-term job creation	Neither	
Will the project result in decreased, increased, or no operation and maintenance (O&M) costs?	Decrease O&M costs	No or minimal impact on O&M costs	Result in new O&M costs	
Will sales tax allow for application of grant funds from another entity?	Application of matching grant funds	Application of some grant funds	No	
Will the project enable furtherance of phased projects from previous sales tax extension?	Furtherance of additional phases	Minimal work to previously funded projects	No	
Is this a joint project with another entity?	Multiple other entities	One other entity	No	
Will the project meet a community obligation to serve a special needs segment of the City's population, such as: low-income, aged, or minorities?	Multiple special needs segments	One special needs segment	No	
Is the project included Master Plan and/or Comprehensive Plan?	Both	Master Plan or Comprehensive Plan	Neither	
Will the project impact environmental quality of Punta Gorda?	Significantly improve	No or minimal impact	Negatively impact	
Percentage of population served?	50% or more	25%-49%	Less than 25%	
Will the project improve quality of life in Punta Gorda?	Significantly improve	No or minor improvements	Negatively impact	
Is the project state or federally mandated?	State and Federally Mandated	State or Federally Mandated	No	

Criteria for Scoring Proposed Sales Tax Projects

CRITERIA	3	2	1	CRITERIA SCORE
Will the project impact public health and safety?	Alleviate existing or potential health/safety hazard	Will promote or maintain health/safety	No impact	
Will the project foster economic development and create long-term jobs?	Both	Economic Development or long-term job creation	Neither	
Will the project result in decreased, increased, or no operation and maintenance (O&M) costs?	Decrease O&M costs	No or minimal impact on O&M costs	Result in new O&M costs	
Will sales tax allow for application of grant funds from another entity?	Application of matching grant funds	Application of some grant funds	No	
Will the project enable furtherance of phased projects from previous sales tax extension?	Furtherance of additional phases	Minimal work to previously funded projects	No	
Is this a joint project with another entity?	Multiple other entities	One other entity	No	
Will the project meet a community obligation to serve a special needs segment of the City's population, such as: low-income, aged, or minorities?	Multiple special needs segments	One special needs segment	No	
Is the project included Master Plan and/or Comprehensive Plan?	Both	Master Plan or Comprehensive Plan	Neither	
Will the project impact environmental quality of Punta Gorda?	Significantly improve	No or minimal impact	Negatively impact	
Percentage of population served?	50% or more	25%-49%	Less than 25%	
Will the project improve quality of life in Punta Gorda?	Significantly improve	No or minor improvements	Negatively impact	
Is the project state or federally mandated?	State and Federally Mandated	State or Federally Mandated	No	



Project:
Event Center Parking Garage

Criteria for Scoring Proposed Sales Tax Projects

CRITERIA	3	2	1	CRITERIA SCORE
Will the project impact public health and safety?	Alleviate existing or potential health/safety hazard	Will promote or maintain health/safety	No impact	
Will the project foster economic development and create long-term jobs?	Both	Economic Development or long-term job creation	Neither	
Will the project result in decreased, increased, or no operation and maintenance (O&M) costs?	Decrease O&M costs	No or minimal impact on O&M costs	Result in new O&M costs	
Will sales tax allow for application of grant funds from another entity?	Application of matching grant funds	Application of some grant funds	No	
Will the project enable furtherance of phased projects from previous sales tax extension?	Furtherance of additional phases	Minimal work to previously funded projects	No	
Is this a joint project with another entity?	Multiple other entities	One other entity	No	
Will the project meet a community obligation to serve a special needs segment of the City's population, such as: low-income, aged, or minorities?	Multiple special needs segments	One special needs segment	No	
Is the project included Master Plan and/or Comprehensive Plan?	Both	Master Plan or Comprehensive Plan	Neither	
Will the project impact environmental quality of Punta Gorda?	Significantly improve	No or minimal impact	Negatively impact	
Percentage of population served?	50% or more	25%-49%	Less than 25%	
Will the project improve quality of life in Punta Gorda?	Significantly improve	No or minor improvements	Negatively impact	
Is the project state or federally mandated?	State and Federally Mandated	State or Federally Mandated	No	



Project:
South County Annex Replacement

Criteria for Scoring Proposed Sales Tax Projects

CRITERIA	3	2	1	CRITERIA SCORE
Will the project impact public health and safety?	Alleviate existing or potential health/safety hazard	Will promote or maintain health/safety	No impact	
Will the project foster economic development and create long-term jobs?	Both	Economic Development or long-term job creation	Neither	
Will the project result in decreased, increased, or no operation and maintenance (O&M) costs?	Decrease O&M costs	No or minimal impact on O&M costs	Result in new O&M costs	
Will sales tax allow for application of grant funds from another entity?	Application of matching grant funds	Application of some grant funds	No	
Will the project enable furtherance of phased projects from previous sales tax extension?	Furtherance of additional phases	Minimal work to previously funded projects	No	
Is this a joint project with another entity?	Multiple other entities	One other entity	No	
Will the project meet a community obligation to serve a special needs segment of the City's population, such as: low-income, aged, or minorities?	Multiple special needs segments	One special needs segment	No	
Is the project included Master Plan and/or Comprehensive Plan?	Both	Master Plan or Comprehensive Plan	Neither	
Will the project impact environmental quality of Punta Gorda?	Significantly improve	No or minimal impact	Negatively impact	
Percentage of population served?	50% or more	25%-49%	Less than 25%	
Will the project improve quality of life in Punta Gorda?	Significantly improve	No or minor improvements	Negatively impact	
Is the project state or federally mandated?	State and Federally Mandated	State or Federally Mandated	No	

#	Project Name	Status	Estimated Cost	Requested Sales Tax
1	Henry Street Crosswalk	preliminary estimate	240,000	240,000
2	History Park M/I/R	preliminary estimate	85,000	85,000
3	Maud Street Angled Parking	preliminary estimate	275,000	275,000
4	Visual Arts Center Gallery/Classroom	preliminary estimate	750,000	500,000
5	Connecting Points of Interest	preliminary estimate	1,804,000	1,804,000
6	Park/Kayak Ramp at South Punta Gorda Park	preliminary estimate	20,000	20,000
Total			3,174,000	2,924,000